

Kanoria Securities & Financial Services Ltd

CIN: L15421WB1916PLC104929

Regd. Office: 8, B.B.D. Bag (East),
Kolkata-700 001

Phone: (033) 2230-7391; Fax: (033) 2230-6317

Email: kanoriasecurities@gmail.com

Website: www.ksfsltd.in

Date: 29.08.2024

The Secretary
The Calcutta Stock Exchange Ltd.
7, Lyons Range,
Kolkata - 700 001.

Dear Sir/Madam,

Sub: Submission of a copy of Annual Report for the F.Y. ended 31st March, 2024

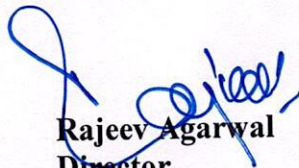
As required under Regulation 34 of the SEBI (Listing Obligations and Disclosure Requirements) Regulations, 2015, please find enclosed herewith a copy of printed Annual Report of the Company for the year ended 31st March, 2024.

Please acknowledge the receipt.

Thanking you,

Yours faithfully,

For **Kanoria Securities & Financial Services Limited**


Rajeev Agarwal
Director
DIN: 00337332



ANNUAL REPORT

FOR THE YEAR ENDED 31ST MARCH, 2024

Kanoria Securities & Financial Services Limited

REGD. OFFICE: 8, B.B.D. Bag (East), Kolkata – 700 001.

S.B.DANDEKER & CO.

Chartered Accountants

P-36 India Exchange Place, Kolkata 700001

Tel # 033-22254832, Tele-fax # 91-33-22258149, Email- kabkol@yahoo.com

INDEPENDENT AUDITOR'S REPORT

TO THE MEMBERS OF KANORIA SRCURITIES & FINANCIAL SERVICES LIMITED

Report on the Audit of the Standalone Financial Statements

Opinion

We have audited the accompanying standalone financial statements of Kanoria Securities & Financial Services Limited ("the Company"), which comprise the Balance Sheet as at March 31, 2024, the Statement of Profit and Loss (including Other Comprehensive Income), the Statement of Changes in Equity and the Statement of Cash Flows for the year ended on that date, and a summary of the significant accounting policies and other explanatory information (hereinafter referred to as "the standalone financial statements").

In our opinion and to the best of our information and according to the explanations given to us, the aforesaid standalone financial statements give the information required by the Companies Act, 2013 ("the Act") in the manner so required and give a true and fair view in conformity with the Indian Accounting Standards prescribed under section 133 of the Act read with the Companies (Indian Accounting Standards) Rules, 2015, as amended, ("Ind AS") and other accounting principles generally accepted in India, of the state of affairs of the Company as at March 31, 2024, the loss and total comprehensive income, changes in equity and its cash flows for the year ended on that date.

Basis for Opinion

We conducted our audit of the standalone financial statements in accordance with the Standards on Auditing specified under section 143(10) of the Act (SAs). Our responsibilities under those Standards are further described in the Auditor's Responsibilities for the Audit of the Standalone Financial Statements section of our report. We are independent of the Company in accordance with the Code of Ethics issued by the Institute of Chartered Accountants of India (ICAI) together with the independence requirements that are relevant to our audit of the standalone financial statements under the provisions of the Act and the Rules made thereunder, and we have fulfilled our other ethical responsibilities in accordance with these requirements and the ICAI's Code of Ethics. We believe that the audit evidence we have obtained is sufficient and appropriate to provide a basis for our audit opinion on the standalone financial statements.



S.B.DANDEKER & CO.

Chartered Accountants

P-36 India Exchange Place, Kolkata 700001

Tel # 033-22254832, Tele-fax # 91-33-22258149, Email- kabkol@yahoo.com

Key Audit Matters

Key audit matters are those matters that, in our professional judgment, were of most significance in our audit of the standalone financial statements of the current period. We have determined that there are no Key Audit matters to communicate in our report.

Information Other than the Standalone Financial Statements and Auditor's Report Thereon

The Company's Board of Directors is responsible for the preparation of the other information. The other information comprises the information included in the Board's Report including Annexures to Board's Report, Corporate Governance and Shareholder's Information, but does not include the standalone financial statements and our auditor's report thereon.

Our opinion on the standalone financial statements does not cover the other information and we do not express any form of assurance conclusion thereon.

In connection with our audit of the standalone financial statements, our responsibility is to read the other information and, in doing so, consider whether the other information is materially inconsistent with the standalone financial statements or our knowledge obtained during the course of our audit or otherwise appears to be materially misstated.

If, based on the work we have performed, we conclude that there is a material misstatement of this other information, we are required to report that fact. We have nothing to report in this regard.

Management's Responsibility for the Standalone Financial Statements

The Company's Board of Directors is responsible for the matters stated in section 134(5) of the Act with respect to the preparation of these standalone financial statements that give a true and fair view of the financial position, financial performance, total comprehensive income, changes in equity and cash flows of the Company in accordance with the Ind AS and other accounting principles generally accepted in India. This responsibility also includes maintenance of adequate accounting records in accordance with the provisions of the Act for safeguarding the assets of the Company and for preventing and detecting frauds and other irregularities; selection and application of appropriate accounting policies; making judgments and estimates that are reasonable and prudent; and design, implementation and maintenance of adequate internal financial controls, that were operating effectively for ensuring the accuracy and completeness of the accounting records, relevant to the preparation and presentation of the standalone financial statements that give a true and fair view and are free from material misstatement, whether due to fraud or error.



S.B.DANDEKER & CO.

Chartered Accountants

P-36 India Exchange Place, Kolkata 700001

Tel # 033-22254832, Tele-fax # 91-33-22258149, Email- kabkol@yahoo.com

In preparing the standalone financial statements, management is responsible for assessing the Company's ability to continue as a going concern, disclosing, as applicable, matters related to going concern and using the going concern basis of accounting unless management either intends to liquidate the Company or to cease operations, or has no realistic alternative but to do so.

The Board of Directors are responsible for overseeing the Company's financial reporting process.

Auditor's Responsibilities for the Audit of the Standalone Financial Statements

Our objectives are to obtain reasonable assurance about whether the standalone financial statements as a whole are free from material misstatement, whether due to fraud or error, and to issue an auditor's report that includes our opinion. Reasonable assurance is a high level of assurance, but is not a guarantee that an audit conducted in accordance with SAs will always detect a material misstatement when it exists. Misstatements can arise from fraud or error and are considered material if, individually or in the aggregate, they could reasonably be expected to influence the economic decisions of users taken on the basis of these standalone financial statements.

As part of an audit in accordance with SAs, we exercise professional judgment and maintain professional skepticism throughout the audit. We also:

- Identify and assess the risks of material misstatement of the standalone financial statements, whether due to fraud or error, design and perform audit procedures responsive to those risks, and obtain audit evidence that is sufficient and appropriate to provide a basis for our opinion. The risk of not detecting a material misstatement resulting from fraud is higher than for one resulting from error, as fraud may involve collusion, forgery, intentional omissions, misrepresentations, or the override of internal control.
- Obtain an understanding of internal financial controls relevant to the audit in order to design audit procedures that are appropriate in the circumstances. Under section 143(3)(i) of the Act, we are also responsible for expressing our opinion on whether the Company has adequate internal financial controls system in place and the operating effectiveness of such controls.
- Evaluate the appropriateness of accounting policies used and the reasonableness of accounting estimates and related disclosures made by management.



S.B.DANDEKER & CO.

Chartered Accountants

P-36 India Exchange Place, Kolkata 700001

Tel # 033-22254832, Tele-fax # 91-33-22258149, Email- kabkol@yahoo.com

- Conclude on the appropriateness of management's use of the going concern basis of accounting and, based on the audit evidence obtained, whether a material uncertainty exists related to events or conditions that may cast significant doubt on the Company's ability to continue as a going concern. If we conclude that a material uncertainty exists, we are required to draw attention in our auditor's report to the related disclosures in the standalone financial statements or, if such disclosures are inadequate, to modify our opinion. Our conclusions are based on the audit evidence obtained up to the date of our auditor's report. However, future events or conditions may cause the Company to cease to continue as a going concern.
- Evaluate the overall presentation, structure and content of the standalone financial statements, including the disclosures, and whether the standalone financial statements represent the underlying transactions and events in a manner that achieves fair presentation.

Materiality is the magnitude of misstatements in the standalone financial statements that, individually or in aggregate, makes it probable that the economic decisions of a reasonably knowledgeable user of the financial statements may be influenced. We consider quantitative materiality and qualitative factors in (i) planning the scope of our audit work and in evaluating the results of our work; and (ii) to evaluate the effect of any identified misstatements in the financial statements.

We communicate with those charged with governance regarding, among other matters, the planned scope and timing of the audit and significant audit findings, including any significant deficiencies in internal control that we identify during our audit.

We also provide those charged with governance with a statement that we have complied with relevant ethical requirements regarding independence, and to communicate with them all relationships and other matters that may reasonably be thought to bear on our independence, and where applicable, related safeguards.

From the matters communicated with those charged with governance, we determine those matters that were of most significance in the audit of the standalone financial statements of the current period and are therefore the key audit matters. We describe these matters in our auditor's report unless law or regulation precludes public disclosure about the matter or when, in extremely rare circumstances, we determine that a matter should not be communicated in our report because the adverse consequences of doing so would reasonably be expected to outweigh the public interest benefits of such communication.



S.B.DANDEKER & CO.

Chartered Accountants

P-36 India Exchange Place, Kolkata 700001

Tel # 033-22254832, Tele-fax # 91-33-22258149, Email- kabkol@yahoo.com

Report on Other Legal and Regulatory Requirements

1. As required by the Companies (Auditor's Report) Order, 2020 ("the Order") issued by the Central Government in terms of Section 143(11) of the Act, we give in "Annexure A" a statement on the matters specified in paragraphs 3 and 4 of the Order, to the extent applicable.
2. (A). As required by Section 143(3) of the Act, based on our audit we report that:
 - a) We have sought and obtained all the information and explanations which to the best of our knowledge and belief were necessary for the purposes of our audit.
 - b) In our opinion, proper books of account as required by law have been kept by the Company so far as it appears from our examination of those books.
 - c) The Standalone Balance Sheet, the Standalone Statement of Profit and Loss (including Other Comprehensive Income), the Standalone Statement of Changes in Equity and the Standalone Statement of Cash Flow dealt with by this Report are in agreement with the books of account.
 - d) In our opinion, the aforesaid standalone financial statements comply with the Ind AS specified under Section 133 of the Act.
 - e) On the basis of the written representations received from the directors as on March 31, 2024 taken on record by the Board of Directors, none of the directors is disqualified as on March 31, 2024 from being appointed as a director in terms of Section 164 (2) of the Act.
 - f) With respect to the adequacy of the internal financial controls with reference to standalone financial statements of the Company and operating effectiveness of such controls, refer to our separate report in "Annexure B".
- (B) With respect to the other matters to be included in the Auditor's Report in accordance with Rule 11 of the Companies (Audit and Auditors) Rules, 2014, in our opinion and to the best of our information and according to the explanations given to us:
 - a) The Company has disclosed the impact of pending litigations as at March 31, 2024 on its financial position in its standalone financial statements.



S.B.DANDEKER & CO.

Chartered Accountants

P-36 India Exchange Place, Kolkata 700001

Tel # 033-22254832, Tele-fax # 91-33-22258149, Email- kabkol@yahoo.com

- b) The Company did not have any long-term contracts including derivative contracts for which there were any material foreseeable losses.
- c) There has been no delay in transferring amounts, required to be transferred, to the Investor Education and Protection Fund by the Company.
- d) (i) The management has represented that, to the best of its knowledge and belief, no funds have been advanced or loaned or invested (either from borrowed funds or share premium or any other sources or kind of funds) by the Company to or in any other persons or entities, including foreign entities ("Intermediaries), with the understanding, whether recorded in writing or otherwise, that the Intermediary shall:
- directly or indirectly lend or invest in other persons or entities identified in any manner whatsoever ("Ultimate Beneficiaries") by or on behalf of the Company or
 - provide any guarantee, security or the like to or on behalf of the Ultimate Beneficiaries.
- (ii) The management has represented, that, to the best of its knowledge and belief, no funds have been received by the Company from any persons or entities, including foreign entities ("Funding Parties"), with the understanding, whether recorded in writing or otherwise, that the Company shall:
- directly or indirectly, lend or invest in other persons or entities identified in any manner whatsoever ("Ultimate Beneficiaries") by or on behalf of the Funding Party or
 - provide any guarantee, security or the like from or on behalf of the Ultimate Beneficiaries; and
- (iii) Based on such audit procedures as considered reasonable and appropriate in the circumstances, nothing has come to our notice that has caused us to believe that the representations under sub-clause (d) (i) and (d) (ii) contain any material mis-statement.
- e) No dividend has been declared or paid during the year by the Company and hence compliance with Section 123 of the Act is not applicable.



S.B.DANDEKER & CO.

Chartered Accountants

P-36 India Exchange Place, Kolkata 700001

Tel # 033-22254832, Tele-fax # 91-33-22258149, Email- kabkol@yahoo.com

f) In terms of Rule 11(g) of the Companies (Audit & Auditors) Rules 2014, we report that the company has used such accounting software for maintaining its books of account which has a feature of recording audit trail (edit log) facility and the same has been operated throughout the year for all transactions recorded in the software and the audit trail feature has not been tampered with and the audit trail has been preserved by the company as per the statutory requirements for record retention.

(C) With respect to the matter to be included in the Auditor's Report under Section 197(16) of the Act:

In our opinion and according to the information and explanations given to us, the remuneration paid by the Company to its directors during the current year is in accordance with the provisions of Section 197 of the Act. The remuneration paid to any director is not in excess of the limit laid down under Section 197 of the Act.

The Ministry of Corporate Affairs has not prescribed other details under Section 197(16) of the Act which are required to be commented upon by us.

For and on behalf of
S.B.DANDEKER & CO.
Chartered Accountants
Firm Regn No.301009E




Kedarashish Bapat
Partner
M.No.- 057903

UDIN: 24057903BJZWDL3350

Place: Kolkata
Date: 30th May, 2024

S.B.DANDEKER & CO.

Chartered Accountants

P-36 India Exchange Place, Kolkata 700001

Tel # 033-22254832, Tele-fax # 91-33-22258149, Email- kabkol@yahoo.com

“Annexure-A”

(Referred to in paragraph 1 under ‘Report on Legal and Regulatory Requirements’ section of our report of even date)

- (i) In respect of its Property, Plant & Equipment:
- (a) (A) The Company has maintained proper records showing full particulars, including quantitative details and situation of the Property, Plant & Equipment.
(B) The Company has no Intangible Assets.
- (b) The Property, Plant & Equipment were physically verified during the year by the Management in accordance with a regular programme of verification which, in our opinion, provides for physical verification of all the Property, Plant & Equipment at reasonable intervals. According to the information and explanations given to us, no discrepancies noticed on physical verification of Property, Plant & Equipment as compared to book records.
- (c) The title deeds of all the immovable properties (other than properties where the Company is the lessee and the lease agreements are duly executed in favour of the lessee) disclosed in the financial statements are held in the name of the company.
- (d) The Company has not revalued any of its Property, Plant and Equipment (including Right of Use assets) or intangible assets or both during the year.
- (e) No proceedings have been initiated or are pending against the company for holding any Benami property under the “Benami Transactions (Prohibition) Act, 1988 and Rules made there under.
- (ii) (a) The company holds inventory during the year.
(b) The Company has not been sanctioned any working capital limits in excess of Rs. 5 crores, in aggregate, from banks or financial institutions on the basis of security of current assets at any time during the year.
- (iii) The company has not made any investments in or granted any secured loans or advances in the nature of loans to or provided any guarantee or security to companies, firms, Limited Liability Partnerships or any other parties during the year. However it granted unsecured loans or advances in the nature of loans during the year: In respect of such Loans:

(a)

Unsecured Loans granted to	Amounts given during the year (Rs In Lakhs)	Balance outstanding as on 31-03-2024 (Rs in Lakhs)
Holding Company, Subsidiaries and Associates	5.93	26.43
Other than Holding Company, Subsidiaries and Associates	306.15	321.30

(b) In our opinion and in accordance with the information and explanations given to us, the terms and conditions of grant of such loans are not prejudicial to the company's interest;

(c) in respect of such loans given, the schedule of repayment of principal and payment of interest has been stipulated and in such cases the repayments or receipts are regular;

(d) As explained to us no amounts of such loans are overdue for more than ninety days as on the balance sheet date.

(e) No such unsecured loan which has fallen due during the year, has been renewed or extended or fresh loans granted to settle the over dues of existing loans given to the same parties,



S.B.DANDEKER & CO.

Chartered Accountants

P-36 India Exchange Place, Kolkata 700001

Tel # 033-22254832, Tele-fax # 91-33-22258149, Email- kabkol@yahoo.com

- (f) The company has not granted any unsecured loans repayable on demand or without specifying any terms or period of repayment.
- (iv) In respect of loans granted, Investments made, guarantees and security provided by the company during the year as applicable, the provisions of sections 185 and 186 of the Companies Act, 2013 have been complied with.
- (v) According to the information and explanations given to us, the Company has not accepted any deposit deemed to be deposits during the year and therefore directives issued by the Reserve Bank of India and the provisions of sections 73 to 76 or any other relevant provisions of the Companies Act, 2013 and the rules framed there under in this regard are not applicable.
- (vi) As explained to us the Central Government has not prescribed maintenance of cost records for the Company under subsection (1) of section 148 of the Companies Act, 2013.
- (vii) According to the information and explanations given to us in respect of statutory dues:
- (a). The Company has generally been regular in depositing undisputed statutory dues, including Goods and Service Tax, provident fund, employees' state insurance, Income-tax, sales-tax, service tax, duty of customs, duty of excise, value added tax, cess and any other statutory dues to the appropriate authorities. We are informed that the Company's operations did not give rise to any dues on account of Excise duty.
- (b). There were no undisputed amounts payable in respect of Provident fund, Employees' state insurance, Income tax, Service tax, Customs duty, Value added tax, Sales tax, Goods & Services Tax, Cess and other material statutory dues in arrears as at 31st March, 2024 for a period of more than six months from the date they became payable. We are informed that the Company's operations did not give rise to any dues on account of Excise duty.
- (viii) There were no such transactions which were not recorded in the books of account of the company that have been surrendered or disclosed as income during the year in the tax assessments under the Income Tax Act, 1961.
- (ix) (a) The company has not defaulted in repayment of any loans or other borrowings from any lender and hence sub clauses (a) clause (ix) of the Order is not applicable.
(b) The company is not declared wilful defaulter by any bank or financial institution or other lender
(c) The loans were entirely applied for the purpose for which the loans were obtained
(d) The funds raised on short term basis have not been utilised for long term purposes or vice versa.
- (x) (a) The company has not raised any moneys by way of initial public offer or further public offer (including debt instruments) during the year.
(b) The Company has not made any preferential allotment or private placement of shares or convertible debentures (fully, partially or optionally convertible) during the year
- (xi) (a) To the best of our knowledge and according to the information and explanations given to us, no fraud by the Company and no material fraud on the Company by its officers or employees has been noticed or reported during the year.
(b) No report under sub-Section (12) of Section 143 of the Companies Act has been filed by the auditors during the year
© There were no whistle-blower complaints, received during the year by the Company, to be considered by the auditors.
- (xii) The Company is not a Nidhi Company and hence reporting under clause (xii) of the CARO 2020 Order is not applicable.



S.B.DANDEKER & CO.

Chartered Accountants

P-36 India Exchange Place, Kolkata 700001

Tel # 033-22254832, Tele-fax # 91-33-22258149, Email- kabkol@yahoo.com

- (xiii) All transactions with the related parties are in compliance with sections 177 and 188 of Companies Act, 2013 where applicable and the details have been disclosed in the Financial Statements etc as required by the applicable accounting standards.
- (xiv) a) The company has an internal audit system commensurate with the size and nature of its business.
(b) The reports of the Internal Audit for the period under audit have been considered by us in the process of our audit of the financial statements.
- (xv) In our opinion and according to the information and explanations given to us, during the year the Company has not entered into any non-cash transactions with its directors or directors of its holding or persons connected with them and hence provisions of section 192 of the Companies Act, 2013 are not applicable.
- (xvi) The company is a Non Banking Financial Institution under section 45-IA of the Reserve Bank of India Act, 1934 and has obtained necessary registration from the Reserve Bank of India.
(b) The company has not conducted any Non-Banking Financial or Housing Finance activities without a valid Certificate of Registration (CoR) from the Reserve Bank of India as per the Reserve Bank of India Act, 1934;
(c) The company is not a Core Investment Company (CIC) as defined in the regulations made by the Reserve Bank of India
(d) The Company does not have more than one CIC as part of the Company.
- (xvii) The Company has incurred cash losses in the Financial Year and in the immediately preceding Financial year.
- (xviii) There has been no resignation of the statutory auditors during the year.
- (xix) On the basis of the financial ratios, ageing and expected dates of realization of financial assets and payment of financial liabilities, other information accompanying the financial statements of the company, our knowledge of the Board of Directors and management plans, we are of the opinion that no material uncertainty exists as on the date of the audit report that the company is capable of meeting its liabilities existing at the date of balance sheet as and when they fall due within a period of one year from the balance sheet date.
- (xx) Provisions of section 135 relating to Corporate Social Responsibility are not applicable to the company.

For and on behalf of
S.B.DANDEKER & CO.
Chartered Accountants
Firm Regn No.301009E




Kedarashish Bapat
Partner
M.No.- 057903

UDIN: 24057903BJZWDL3350

Place: Kolkata
Date: 30th May, 2024

S.B.DANDEKER & CO.

Chartered Accountants

P-36 India Exchange Place, Kolkata 700001

Tel # 033-22254832, Tele-fax # 91-33-22258149, Email- kabkol@yahoo.com

"Annexure-B"

KANORIA SECURITIES & FINANCIAL SERVICES LIMITED

Report on the Internal Financial Controls under Clause (i) of Sub-section 3 of Section 143 of the Companies Act, 2013 ("the Act") for the year ended 31st March, 2024

We have audited the internal financial controls over financial reporting of **KANORIA SECURITIES & FINANCIAL SERVICES LIMITED** ("the Company") as of March 31, 2024 in conjunction with our audit of the standalone IND AS financial statements of the Company for the year ended on that date.

Management's Responsibility for Internal Financial Controls

The Company's management is responsible for establishing and maintaining internal financial controls based on the internal control over financial reporting criteria established by the Company considering the essential components of internal control stated in the Guidance Note on Audit of Internal Financial Controls over Financial Reporting issued by the Institute of Chartered Accountants of India. These responsibilities include the design, implementation and maintenance of adequate internal financial controls that were operating effectively for ensuring the orderly and efficient conduct of its business, including adherence to company's policies, the safeguarding of its assets, the prevention and detection of frauds and errors, the accuracy and completeness of the accounting records, and the timely preparation of reliable financial information, as required under the Companies Act, 2013.

Auditors' Responsibility

Our responsibility is to express an opinion on the Company's internal financial controls over financial reporting based on our audit. We conducted our audit in accordance with the Guidance Note on Audit of Internal Financial Controls Over Financial Reporting (the "Guidance Note") and the Standards on Auditing, issued by ICAI and deemed to be prescribed under section 143(10) of the Companies Act, 2013, to the extent applicable to an audit of internal financial controls, both applicable to an audit of Internal Financial Controls and, both issued by the Institute of Chartered Accountants of India. Those Standards and the Guidance Note require that we comply with ethical requirements and plan and perform the audit to obtain reasonable assurance about whether adequate internal financial controls over financial reporting was established and maintained and if such controls operated effectively in all material respects.



S.B.DANDEKER & CO.

Chartered Accountants

P-36 India Exchange Place, Kolkata 700001

Tel # 033-22254832, Tele-fax # 91-33-22258149, Email- kabkol@yahoo.com

Our audit involves performing procedures to obtain audit evidence about the adequacy of the internal financial controls system over financial reporting and their operating effectiveness. Our audit of internal financial controls over financial reporting included obtaining an understanding of internal financial controls over financial reporting, assessing the risk that a material weakness exists, and testing and evaluating the design and operating effectiveness of internal control based on the assessed risk. The procedures selected depend on the auditor's judgment, including the assessment of the risks of material misstatement of the financial statements, whether due to fraud or error.

We believe that the audit evidence we have obtained is sufficient and appropriate to provide a basis for our audit opinion on the Company's internal financial controls system over financial reporting.

Meaning of Internal Financial Controls over Financial Reporting

A company's internal financial control over financial reporting is a process designed to provide reasonable assurance regarding the reliability of financial reporting and the preparation of financial statements for external purposes in accordance with generally accepted accounting principles. A company's internal financial control over financial reporting includes those policies and procedures that (1) pertain to the maintenance of records that, in reasonable detail, accurately and fairly reflect the transactions and dispositions of the assets of the company; (2) provide reasonable assurance that transactions are recorded as necessary to permit preparation of financial statements in accordance with generally accepted accounting principles, and that receipts and expenditures of the company are being made only in accordance with authorizations of management and directors of the company; and (3) provide reasonable assurance regarding prevention or timely detection of unauthorized acquisition, use, or disposition of the company's assets that could have a material effect on the financial statements.

Inherent Limitations of Internal Financial Controls over Financial Reporting

Because of the inherent limitations of internal financial controls over financial reporting, including the possibility of collusion or improper management override of controls, material misstatements due to error or fraud may occur and not be detected. Also, projections of any evaluation of the internal financial controls over financial reporting to future periods are subject to the risk that the internal financial control over financial reporting may become inadequate because of changes in conditions, or that the degree of compliance with the policies or procedures may deteriorate.



S.B.DANDEKER & CO.

Chartered Accountants


P-36 India Exchange Place, Kolkata 700001

Tel # 033-22254832, Tele-fax # 91-33-22258149, Email- kabkol@yahoo.com

Opinion

In our opinion, the Company has, in all material respects, an adequate internal financial controls system over financial reporting and such internal financial controls over financial reporting were operating effectively as at March 31, 2024, based on the internal control over financial reporting criteria established by the Company considering the essential components of internal control stated in the Guidance Note on Audit of Internal Financial Controls Over Financial Reporting issued by the Institute of Chartered Accountants of India.

For and on behalf of
S.B.DANDEKER & CO.
Chartered Accountants
Firm Regn No.301009E



Kedarashish Bapat
Partner
M.No.- 057903



UDIN: 24057903BJZWDL3350

Place: Kolkata

Date: 30th May, 2024

S.B.DANDEKER & CO.

Chartered Accountants

P-36 India Exchange Place, Kolkata 700001

Tel # 033-22254832, Tele-fax # 91-33-22258149, Email- kabkol@yahoo.com

ADDITIONAL AUDITORS' REPORT

The Board of Directors,
Kanoria Securities & Financial Services Limited
8, B. B. D Bag (East),
Kolkata – 700001

We have audited the Balance Sheet of M/s **Kanoria Securities & Financial Services Limited** as at 31st March 2024 and the Statement of Profit & Loss and Cash Flow Statement for the year ended on that date. Based on such audit and as required by the "Non-Banking Finance Companies Auditor's Report (Reserve Bank) Directions 2016" issued by the Reserve Bank of India in exercise of powers conferred by section 45MA(1A) of the Reserve Bank of India Act 1934, we report that:-

- A. (1) The company has obtained valid Certificate of Registration (CoR) under Section 45IA of the Reserve Bank of India Act, 1934.
- (2) The company is entitled to continue to hold the CoR in terms of its principal business criteria (i.e. financial assets/ income pattern) as on 31st March 2024.
- (3) The Company meets the required minimum Net Owned Funds requirement as on 31st March 2024 for its prescribed class of NBFCs.
- B. (1) The Board of Directors has passed a resolution for non acceptance of public deposits
- (2) The Company has not accepted any public deposits during the financial year ended 31st March 2024.
- (3) The Company has complied with the prudential norms relating to income recognition, accounting standards, assets classification and provisioning for bad and doubtful debts, as specified in the systematically important company directions.

For and on behalf of
S.B.DANDEKER & CO.
Chartered Accountants
Firm Regn No.301009E




Kedarashish Bapat
Partner
M.No.- 057903

UDIN: 24057903BJZWDL3350

Place: Kolkata
Date: 30th May, 2024

KANORIA SECURITIES & FINANCIAL SERVICES LIMITED

Standalone Balance Sheet as at 31st March, 2024

(₹ in hundreds)

Particulars	Note No.	As at 31-03-2024	As at 31-03-2023
ASSETS			
Financial Assets			
Cash and cash equivalents	4	412,952	47,796
Bank Balance other than (a) above	5	4,954	4,631
Loans	6	643,423	331,447
Investments in Subsidiaries	7	261,000	261,000
Current Investments other than in Subsidiaries	8	6,242	5,310
Non Current Investments other than in Subsidiaries	9	410,395	926,014
Other Financial Assets	10	103,558	101,456
Total Financial Assets		1,842,524	1,677,654
Non Financial Assets			
Property, Plant and Equipment	11	19,271	19,271
Deferred Tax Asset		-	7,716
Total Non Financial Assets		19,271	26,987
Total Assets		1,861,795	1,704,641
LIABILITIES AND EQUITY			
LIABILITIES			
Financial Liabilities			
Payables			
Trade Payables			
i) Total outstanding dues of micro enterprises and other small enterprises		-	-
ii) Total outstanding dues of creditors other than micro enterprises and other small enterprises		-	-
Other Payables			
i) Total outstanding dues of micro enterprises and other small enterprises		-	-
ii) Total outstanding dues of creditors other than micro enterprises and other small enterprises		20,626	21,003
Preference Shares	12	370,000	370,000
Borrowings	13	1,159,655	1,066,233
Other Financial Liabilities	14	71,808	71,808
Total Financial Liabilities		1,622,089	1,529,044
Non Financial Liabilities			
Deferred Tax Liability		6,258	-
Long Term Provisions	15	10,619	10,619
Total Non Financial Liabilities		16,877	10,619
Total Liabilities		1,638,966	1,539,663
Equity			
(a) Equity Share Capital	16	408,000	408,000
(b) Other Equity	17	(185,171)	(243,022)
Total Equity		222,829	164,978
Total Equity and Liabilities		1,861,795	1,704,641

PARTICULARS AS PER NBFC DIRECTION ANNEXED

As per our Report of even date.

For S. B. DANDEKER & CO.

CHARTERED ACCOUNTANTS

F.R.N: 301009E

(KEDARASHISH BAPAT)

PARTNER

Membership No. 057903

For and on behalf of the Board

Rajeev Agarwal

Director

DIN: 00337332

A K Goenka

Whole Time Director

DIN: 00312823

Ajit P. Walwaikar

Company Secretary

Place : Kolkata

Dated: 30th May, 2024

UDIN: 24057903BJZWDL3350

KANORIA SECURITIES & FINANCIAL SERVICES LIMITED
Standalone Statement of Profit & Loss for the year ended 31st March, 2024

(' in hundreds)

Sl. no.	Particulars	Note no.	Year Ended 31-03-2024	Year Ended 31-03-2023
	Revenue from operations			
	Interest Income	18	93,757	71,484
	Dividend Income		5,956	12,923
	Other Operating Income	19	931	(3,696)
I	Total Revenue from operations		100,644	80,711
II	Other Income	20	681	7,079
III	Total Income (I+II)		101,325	87,790
IV	EXPENSES:			
	Finance Costs	21	101,563	105,796
	Employee Benefits Expense	22	1,220	-
	Other Expenses	23	61,442	3,600
	Total Expenses (IV)		164,225	109,396
V	PROFIT/(LOSS) BEFORE TAX (III-IV)		(62,900)	(21,606)
VI	TAX EXPENSES			
	Current Tax		-	-
	Earlier Years Tax		-	153
	Deferred Tax		-	-
VII	PROFIT/(LOSS) FOR THE YEAR (V-VI) AFTER TAX		(62,900)	(21,759)
VIII	OTHER COMPREHENSIVE INCOME			
	A. (i) Items that will not be reclassified to profit or loss		134,370	(86,118)
	(ii) Income taxes on items that will not be reclassified to profit or loss		13,974	(8,956)
	B. (i) Items that will be reclassified to profit or loss		-	-
	(ii) Income taxes on items that will be reclassified to profit or loss		-	-
	TOTAL OTHER COMPREHENSIVE INCOME (NET OF TAXES)		120,396	(77,162)
IX	Total Comprehensive Income/(Loss) for the year (VII + VIII)		57,496	(98,921)
	Earnings per Equity Share [Nominal Value of Share - Rs. 10]			
	Basic & Diluted	24	(1.54)	(0.53)
	Significant accounting policies			

PARTICULARS AS PER NBFC DIRECTION ANNEXED

As per our Report of even date.

For S. B. DANDEKER & CO.

CHARTERED ACCOUNTANTS

F.R.N: 301009E




(KEDARASHISH BAPAT)


PARTNER


Membership No. 057903



For and on behalf of the Board


Rajeev Agarwal
Director
DIN: 00337332


A K Goenka
Whole Time Di
DIN: 00312823


Ajit P. Walwaikar
Company Secretary

Place : Kolkata

Dated: 30th May, 2024

UDIN: 24057903BJZWDL3350

KANORIA SECURITIES & FINANCIAL SERVICES LIMITED

Standalone Cash Flow Statement for the year ended 31st March, 2024

(₹ in hundreds)

Particulars	Year Ended 31-03-2024		Year Ended 31-03-2023	
A. CASH FLOW FROM OPERATING ACTIVITIES:				
Net Profit/(Loss) before tax & extra ordinary items:		(62,900)		(21,606)
Adjustments for:				
Depreciation	-		-	
Securities Transaction Tax	840		885	
Dividend Income	(5,956)		(12,923)	
Profit on Sale of Investments	57,964	52,848	1,561	(10,477)
Operating Profit before working capital changes		(10,052)		(32,083)
Adjustments for:				
(Increase)/Decrease in Investments on Fair Value through Profit and Loss Account	(931)		3,696	
(Increase)/Decrease in Borrowings	93,422		(490,425)	
(Increase)/Decrease in Other Bank Balances	(323)		(225)	
(Increase)/Decrease in Other Payables	(377)		(1,865)	
(Increase)/Decrease in Other Receivables	-		450	
(Increase)/Decrease in Loans Given	(311,976)		1,132,651	
(Increase)/Decrease in Other Financial Assets	(333)		3,604	
(Increase)/Decrease in Trade Receivables	-		80,108	
(Increase)/Decrease in Other Financial Liabilities	-		(86,094)	
		(220,518)		641,900
Cash generated from operations		(230,570)		609,817
Direct Taxes Paid		(1,414)		11,411
Net Cash From operating activities (A)		(231,984)		621,228
B. Cash Flow from Investing Activities:				
Securities Transaction Tax	(840)		(885)	-
Dividend Income	5,956		12,923	-
Profit/(Loss) on Sale of Investments	(57,964)		(1,561)	
Sale/(Purchase) of Investments	649,988		(638,782)	-
Net Cash inflow from Investing Activities (B)		597,140		(628,305)
C. Cash Flow from Financing Activities:				
Interest paid on short term borrowings		-		-
Net Cash from Financing Activities (C)		-		-
Net Increase/(Decrease) in cash & cash equivalents (A+B+C)		365,156		(7,077)
Cash & cash equivalents as at 1st April, 2023		47,796		54,873
Cash & cash equivalents as at 31st March, 2024		412,952		47,796

NOTE : FIGURES IN BRACKET REPRESENT OUTFLOW

PARTICULARS AS PER NBFC DIRECTION ANNEXED

As per our Report of even date.

For S. B. DANDEKER & CO.

CHARTERED ACCOUNTANTS

F.R.N: 301009E

(KEDARASHISH BAPAT)

PARTNER

Membership No. 057903

For and on behalf of the Board

Rajeev Agarwal

Director

DIN: 00337332

A K Goenka

Whole Time Director

DIN: 00312823

Ajit P. Walwaikar

Company Secretary

Place : Kolkata

Dated: 30th May, 2024

UDIN: 24057903BJZWDL3350

KANORIA SECURITIES & FINANCIAL SERVICES LIMITED

Statement of Changes in Equity for the year ended 31st March, 2024

Current Reporting Period

(₹ in hundreds)

Balance at the beginning of the current reporting period	Changes in Equity Share Capital due to prior period errors	Restated balance at the beginning of the current reporting period	Changes in equity share capital during the current year	Balance at the end of the current reporting period
408,000	-	408,000	-	408,000

Previous Reporting Period

(₹ in hundreds)

Balance at the beginning of the previous reporting period	Changes in Equity Share Capital due to prior period errors	Restated balance at the beginning of the previous reporting period	Changes in equity share capital during the previous year	Balance at the end of the previous reporting period
408,000	-	408,000	-	408,000

B. Other Equity

Current Reporting Period

(₹ in hundreds)

Particulars	Statutory Reserve	Retained Earnings	Other Comprehensive Income	Total
Balance as at 1st April, 2023	39,004	(215,545)	(66,481)	(243,022)
Changes in accounting policy or prior period errors	-	355	-	355
Restated balance at the beginning of the current reporting period	39,004	(215,190)	(66,481)	(242,667)
Profit/Loss for the year	-	(62,900)	-	(62,900)
Other Comprehensive Income	-	-	120,396	120,396
Total Comprehensive Income	-	(62,900)	120,396	57,496
Transfer to Statutory Reserve	-	-	-	-
Balance as at 31st March, 2024	39,004.0	(278,090)	53,915	(185,171)

Previous Reporting Period

(₹ in hundreds)

Particulars	Statutory Reserve	Retained Earnings	Other Comprehensive Income	Total
Balance as at 1st April, 2022	39,004	(193,786)	10,681	(144,101)
Changes in accounting policy or prior period errors	-	-	-	-
Restated balance at the beginning of the previous reporting period	39,004	(193,786)	10,681	(144,101)
Profit/Loss for the year	-	(21,759)	-	(21,759)
Other Comprehensive Income	-	-	(77,162)	(77,162)
Total Comprehensive Income	-	(21,759)	(77,162)	(98,921)
Transfer to Statutory Reserve	-	-	-	-
Balance as at 31st March, 2023	39,004	(215,545)	(66,481)	(243,022)

PARTICULARS AS PER NBFC DIRECTION ANNEXED

As per our Report of even date.

For S. B. DANDEKER & CO.

CHARTERED ACCOUNTANTS

F.R.N: 301009E

(KEDARASHISH BAPAT)

PARTNER

Membership No. 057903

For and on behalf of the Board

Rajeev Agarwal

Director

DIN: 00337332

A K Goenka

Whole Time Director

DIN: 00312823

Place : Kolkata

Dated: 30th May, 2024

UDIN: 24057903BJZWDL3350

Ajit P. Walwaikar

Company Secretary

KANORIA SECURITIES & FINANCIAL SERVICES LIMITED
Notes on Standalone Financial Statements for the year ended 31st March, 2024

1 Company Overview

Kanoria Securities & Financial Services Limited ("The Company") is a Non Banking Financial Company having its Registered office at 8, B.B.D Bagh East Kolkata 700001. The company was incorporated on 30th August 1916. The company's shares are listed on The Calcutta Stock Exchange Limited (CSE).

2 Basis of Preparation

a) Statement of Compliance

These Financial Statements are prepared in accordance with the provisions of the Companies Act, 2013 ('Act') (to the extent notified) and Indian Accounting Standards (Ind AS) under the historical cost convention on the accrual basis except for certain financial instruments which are measured at fair values. The Ind AS are prescribed under Section 133 of the Act read with Rule 3 of the Companies (Indian Accounting Standards) Rules, 2015 (as amended).

The Company has adopted all the Ind AS standards and adoption was carried out in accordance with Ind AS 101- First time adoption of Indian Accounting Standards. The transition was carried out from Indian Accounting Principles generally accepted in India as prescribed under Section 133 of the Act, read with Rule 7 of the Companies (Accounts) Rules, 2014 (IGAAP) which was the previous GAAP with 1st April, 2018 as the transition date.

Accounting policies have been consistently applied except where a newly issued accounting standard is initially adopted or a revision to an existing standard requires a change in the accounting policy hitherto in use.

b) Functional and Presentation Currency

The Financial statements are presented in Indian Rupees which is Company's presentation currency. The functional currency of the Company is also Indian Rupees.

c) Basis of measurement

The financial statements have been prepared on historical cost convention on the accrual basis, except for certain Financial Assets and Financial Liabilities measured at fair value.

Fair value is the price that would be received on the sale of an asset or paid to transfer a liability in an orderly transaction between market participants at the measurement date under current market conditions, regardless of whether that price is directly observable or estimated using another valuation technique. In determining the fair value of an asset or a liability, the Company takes into account the characteristics of the asset or liability if market participants would take those characteristics into account when pricing the asset or liability at the measurement date.

d) Use of Judgments and estimates

In preparing these financial statements, management has made judgements, estimates and assumptions that affect the application of accounting policies and the reported amounts of assets, liabilities, income and expenses. Actual results may differ from these estimates.

Critical accounting judgements and key sources of estimation uncertainty: Key assumptions —

(i) Fair value measurement of Financial Instruments:

When the fair values of financial assets and financial liabilities recorded in the Balance Sheet cannot be measured based on quoted prices in active markets, their fair value is measured using certain valuation techniques. The inputs to these models are taken from observable markets where possible, but where this is not feasible, a degree of judgement is required in establishing fair values. Judgements include considerations of inputs such as liquidity risk, credit risk and volatility.



(ii) Recognition and measurement of provisions and contingencies:

The certain key assumptions about the likelihood and magnitude of an outflow of resources. Provision is towards known contractual obligation, litigation cases and pending assessments in respect of taxes, duties and other levies, if any, in respect of which management believes that there are present obligations and the settlement of such obligations are expected to result in outflow of resources, to the extent provided for.

e) Measurement of fair values

A number of the Company's accounting policies and disclosures require the measurement of fair values, for both financial and non-financial assets and liabilities. The Company has an established control framework with respect to the measurement of fair values. The management regularly reviews significant unobservable inputs and valuation adjustments.

Fair values are categorised into different levels in a fair value hierarchy based on the inputs used in the valuation techniques as follows:

- Level 1: quoted prices (unadjusted) in active markets for identical assets or liabilities.
- Level 2: inputs other than quoted prices included in Level 1 that are observable for the asset or liability, either directly (i.e. as prices) or indirectly (i.e. derived from prices).
- Level 3: inputs for the asset or liability that are not based on observable market data (unobservable inputs).

When measuring the fair value of an asset or a liability, the Company uses observable market data as far as possible. If the inputs used to measure the fair value of an asset or a liability fall into different levels of the fair value hierarchy, then the fair value measurement is categorised in its entirety in the same level of the fair value hierarchy as the lowest level input that is significant to the entire measurement.

3 Significant Accounting Policies

A) Operating Cycle

All assets and liabilities have been classified as current or non-current as per the Company's normal operating cycle and other criteria set out in the Schedule III to the Companies Act, 2013 and Ind AS 1 – Presentation of Financial Statements based on the nature of products and the time between the acquisition of assets for processing and their realisation in cash and cash equivalents.

B) Financial Instruments

A financial instrument is any contract that gives rise to a financial asset of one entity and a financial liability or equity instrument of another entity.

i. Financial Assets

Initial recognition and measurement

All financial assets are recognised initially at fair value plus in the case of financial assets not recorded at fair value through profit or loss, transaction costs that are attributable to the acquisition of the financial asset. Trade receivables are initially measured at transaction price. Regular way purchase and sale of financial assets are accounted for at trade date.

Subsequent measurement

For purposes of subsequent measurement, financial assets are classified in three categories:

- Amortised cost
- Fair value through other comprehensive income (FVTOCI)
- Fair value through profit or loss (FVTPL)

Financial assets are not reclassified subsequent to their initial recognition, except if and in the period the Company changes its business model for managing financial assets.



Financial assets at amortised cost

A financial asset is measured at amortised cost if it is held within a business model whose objective is to hold the asset in order to collect contractual cash flows and the contractual terms of the financial asset give rise on specified dates to cash flows that are solely payments of principal and interest on the principal amount outstanding. The effective interest rate (EIR) amortisation is included in finance income in the profit or loss.

Financial assets at FVTOCI

A financial asset is measured at FVTOCI if it is held within a business model whose objective is achieved by both collecting contractual cash flows and selling financial assets and the contractual terms of the financial asset give rise on specified dates to cash flows that are solely payments of principal and interest on the principal amount outstanding.

Financial assets included within the FVTOCI category are measured initially as well as at each reporting date at fair value. Fair value movements are recognized in the other comprehensive income (OCI).

Financial assets at FVTPL

A financial asset which is not classified in any of the above categories are measured at FVTPL.

Financial assets included within the FVTPL category are measured at fair value with all changes recognised in the Statement of Profit & Loss.

Investment in Subsidiary

The Company has accounted for its investments in its subsidiary at cost/deemed cost.

Other equity investments

All other equity investments are measured at fair value, with value changes recognised in Statement of Profit and Loss, except for those equity investments for which the Company has elected to present the value changes in 'Other Comprehensive Income'. However, in limited circumstances, cost may be appropriate estimate of fair value. That may be the case if insufficient recent information is available to measure fair value, or if there is wide range of possible fair value measurements and cost represents the best estimate of fair value within that range.

Derecognition

The Company derecognizes a financial asset when the contractual rights to the cash flows from the financial asset expire or it transfers the financial asset and the transfer qualifies for derecognition under Ind AS 109.

ii. Financial liability

Initial recognition and measurement

Financial liabilities are initially recognised at fair value plus any transaction cost that are attributable to the acquisition of the financial liabilities except financial liabilities at fair value through profit or loss which are initially measured at fair value.

Subsequent measurement

For purposes of subsequent measurement, financial liabilities are classified in following categories:

- Financial liabilities through profit or loss (FVTPL)
- Financial liabilities at amortised cost



Financial liabilities through FVTPL

A financial liability is classified as at FVTPL if it is classified as held-for-trading, or it is a derivative or it is designated as such on initial recognition. Financial liabilities at FVTPL are measured at fair value and net gains and losses, including any interest expense, are recognised in profit or loss.

Financial liabilities at amortised cost

Other financial liabilities are subsequently measured at amortised cost using the effective interest method. Interest expense and foreign exchange gains and losses are recognised in profit or loss. Any gain or loss on derecognition is also recognised in profit or loss.

Interest bearing loans and borrowings are subsequently measured at amortised cost using the EIR method. Gains and losses are recognised in profit or loss when the liabilities are derecognised as well as through the EIR amortisation process. For trade and other payables maturing within one year from the balance sheet date, the carrying amounts approximates fair value due to the short maturity of these instruments.

Derecognition

A financial liability (or a part of a financial liability) is derecognized from the Company's Balance Sheet when the obligation specified in the contract is discharged or cancelled or expires.

An exchange between an existing borrower and lender of debt instruments with substantially different terms shall be accounted for as an extinguishment of the original financial liability and the recognition of a new financial liability. Similarly, a substantial modification of the terms of an existing financial liability or a part of it (whether or not attributable to the financial difficulty of the debtor) shall be accounted for as an extinguishment of the original financial liability and the recognition of a new financial liability.

The difference between the carrying amount of a financial liability (or part of a financial liability) extinguished or transferred to another party and the consideration paid, including any non-cash assets transferred or liabilities assumed, shall be recognised in profit or loss.

Offsetting of financial instruments

Financial assets and financial liabilities are offset and the net amount presented in the balance sheet when, and only when, the Company currently has a legally enforceable right to set off the amounts and it intends either to settle them on a net basis or to realise the asset and settle the liability simultaneously.

C) Impairment

Impairment of financial instruments : financial assets

Expected credit losses are recognized for all financial assets subsequent to initial recognition other than financials assets in FVTPL category.

For financial assets other than trade receivables, as per Ind AS 109, the Company recognises 12 month expected credit losses for all originated or acquired financial assets if at the reporting date the credit risk of the financial asset has not increased significantly since its initial recognition. The expected credit losses are measured as lifetime expected credit losses if the credit risk on financial asset increases significantly since its initial recognition. The Company's trade receivables do not contain significant financing component and loss allowance on trade receivables is measured at an amount equal to life time expected losses i.e. expected cash shortfall.

The impairment losses and reversals are recognised in Statement of Profit and Loss.



Impairment of non-financial assets

The Company's non-financial assets are reviewed at each reporting date to determine whether there is any indication of impairment. For impairment testing, assets that do not generate independent cash inflows are grouped together into cash-generating units (CGUs). Each CGU represents the smallest Company of assets that generates cash inflows that are largely independent of the cash inflows of other assets or CGUs. If any such indication exists the recoverable amount of an asset or CGU is estimated to determine the extent of impairment, if any. When it is not possible to estimate the recoverable amount of an individual asset, the Company estimates the recoverable amount of the CGU to which the asset belongs.

An impairment loss is recognised in the Statement of Profit and Loss to the extent, asset's carrying amount exceeds its recoverable amount. The recoverable amount is higher of an asset's fair value less cost of disposal and value in use. Value in use is based on the estimated future cash flows, discounted to their present value using pre-tax discount rate that reflects current market assessments of the time value of money and risk specific to the assets.

The impairment loss recognised in prior accounting period is reversed if there has been a change in the estimate of recoverable amount.

D) Provisions (other than for employee benefits)

Provisions are recognised when the Company has a present obligation (legal or constructive) as a result of a past event, it is probable that an outflow of resources embodying economic benefits will be required to settle the obligation and a reliable estimate can be made of the amount of the obligation.

If the effect of the time value of money is material, provisions are discounted using a current pre-tax rate that reflects, when appropriate, the risks specific to the liability. When discounting is used, the increase in the provision due to the passage of time is recognised as a finance cost.

E) Revenue Recognition

Revenue is recognised to the extent it is probable that the economic benefits will flow to the company and the revenue can be reliably measured, regardless of when the payment is being made. Revenue is measured at the fair value of the consideration received or receivable, taking into account contractually defined terms of payment and excluding taxes or duties collected on behalf of the government.

F) Recognition of dividend income, interest income or expense

Dividend income is recognised in profit or loss on the date on which the Company's right to receive payment is established.

Interest income or expense is recognised using the effective interest method.

G) Income tax

Income tax expense comprises of current and deferred tax. Current tax and deferred tax is recognized in the statement of profit or loss except to the extent that it relates to a business combination, or items recognized directly in equity or in OCI.

Current tax

Current tax assets and liabilities are measured at the amount expected to be recovered from or paid to the taxation authorities, based on tax rates and laws that are enacted or substantively enacted at the Balance sheet date.



Deferred tax

Deferred tax is recognised on temporary differences between the carrying amounts of assets and liabilities in the Financial Statements and the corresponding tax bases used in the computation of taxable profit.

Deferred tax liabilities and assets are measured at the tax rates that are expected to apply in the period in which the liability is settled or the asset realised, based on tax rates (and tax laws) that have been enacted or substantively enacted by the end of the reporting period. The carrying amount of Deferred tax liabilities and assets are reviewed at the end of each reporting period.

H) Earnings per Share

Basic earnings per share is calculated by dividing the net profit or loss for the period attributable to equity shareholders by the weighted average number of equity shares outstanding during the period.

For the purpose of calculating diluted earnings per share, the net profit or loss for the period attributable to equity shareholders and the weighted average number of shares outstanding during the period are adjusted for the effects of all dilutive potential equity shares.

I) Property, Plant and Equipment

Property, plant and equipment (PPE) are stated at cost of acquisition or deemed cost on the date of transition less accumulated depreciation and impairment losses, if any. Cost of an asset comprises of cost of acquisition or construction and includes, where applicable, inward freight, duties and taxes, installation expenses, professional fees, borrowing costs, initial estimates of the cost of dismantling, cost of replacing parts of the property, plant and equipment's and other costs directly attributable to the bringing the asset to the location and condition necessary for it to be capable of operating in the intended manner and purposes. Capital Spare parts which are integral part of the plant and equipment are capitalised. When significant parts of plant and equipment are required to be replaced at intervals, the same are capitalised and old component is derecognised.

When parts of an item of property, plant and equipment have different useful lives, they are accounted for as separate items (major components) of property, plant and equipment. Assets to be disposed off are reported at the lower of the carrying value or the fair value less cost to sell.

Depreciation on PPE commences when the assets are ready for their intended use. Depreciation has been provided as per the useful life specified under Schedule II to the Companies Act, 2013.



KANORIA SECURITIES & FINANCIAL SERVICES LIMITED

Notes on Standalone Financial Statements for the year ended 31st March, 2024

(₹ in hundreds)

Notes	Particulars	31/03/2024	31/03/2023
4	Cash & Cash Equivalents		
	Cash in hand	-	-
	Balances with Banks - in current accounts	412,952	47,796
		412,952	47,796

(₹ in hundreds)

Notes	Particulars	31/03/2024	31/03/2023
5	Other Bank Balances		
	In Fixed Deposits (with maturity of more than 3 months and upto 12 months)	4,954	4,631
		4,954	4,631

(₹ in hundreds)

Notes	Particulars	31/03/2024	31/03/2023
6	Loans		
	- Related Party	26,428	20,504
	- Others	616,995	310,943
		643,423	331,447



KANORIA SECURITIES & FINANCIAL SERVICES LIMITED
Notes on Standalone Financial Statements for the year ended 31st March, 2024

(₹ in hundreds)

Notes	Particulars	31/03/2024	31/03/2023
7	Investment in subsidiaries		
	Investment in subsidiaries at Deemed Cost		
	Agaresh Finance & Properites Ltd		
	Equity-5,00,000 shares of Rs 10 each (2022-5,00,000 shares)	50,000	50,000
	10% Non- Cumulative Redeemable Preference Shares	211,000	211,000
		261,000	261,000

Notes	Particulars	No. of Shares/Units	Amount as on 31-03-2024	No. of Shares/Units	Amount as on 31-03-2023
8	Current Investments other than in Subsidiaries				
	At Fair Value through Profit and Loss (FVTPL)				
	Fully Paid Equity Shares- Quoted				
	Arvind Polycot Ltd	2,000	147	2,000	147
	Banswara Synthetics Ltd	4,050	5,838	4,050	4,906
	Gremach CNC Ltd	4,000	152	4,000	152
	Rajratan Synthetics Ltd	9,000	90	9,000	90
	Tru. SHT. Ltd	2,000	15	2,000	15
			6,242		5,310



(₹ in hundreds)

Notes	Particulars	No. of Shares/Units	Amount as on 31-03-2024	No. of Shares/Units	Amount as on 31-03-2023
9	Non Current Investments other than in Subsidiaries				
	At Cost				
	<u>In fully paid up Equity Shares (Unquoted)</u>				
	Tirupati Holding Ltd	400,000	40,200	400,000	40,200
	Pradyumna Finance & Properties Ltd	125,000	12,559	125,000	12,559
	Supertech Additives Ltd	125,000	12,559	125,000	12,559
	Samaresh Investments Ltd	85,000	9,925	85,000	9,925
	New India Shipping Lines Ltd	38,000	4,560	38,000	4,560
	Asarco Investments & Trading Co. Pvt Ltd	20,000	1,200	20,000	1,200
	Anchor Leasing Ltd	62,000	7,008	62,000	7,008
			88,011		88,011
	<u>In fully paid up Non - Cumulative Redeemable Preference Shares</u>				
	Properties Ltd (10% Non-Cumulative Redeemable Preference Shares)	534,600	53,727	534,600	53,727
	Supertech Additives Ltd (7.5% Non-Cumulative Redeemable Preference Shares)	50,000	50,250	50,000	50,250
			103,977		103,977
	At Fair Value through Other Comprehensive Income				
	<u>Fully Paid Equity Shares-Quoted</u>				
	Alok Industries Ltd	100,000	25,850	-	-
	Central Bank of India	22,000	13,156	-	-
	Chemplast Sanmar Ltd	-	-	7,700	26,785
	IDFC Limited	-	-	20,000	15,720
	Indiabulls Reat Estates Ltd	40,000	46,380	5,000	2,445
	India Grid Trust	-	-	250,800	338,028
	Jio Fin Services Ltd	9,000	31,837	-	-
	Poonawalla Fincorp Ltd	8,200	38,179	8,200	23,985
	Powergrid Infrastructure Inveatmenmt Trust	-	-	222,834	273,016
	Steel Authority of India Ltd	20,000	26,850	20,000	16,540
	Tata Motors Ltd	5,000	19,856	5,000	21,040
	Vedanta Limited	6,000	16,299	6,000	16,467
			218,407		734,026
	TOTAL		410,395		926,014



KANORIA SECURITIES & FINANCIAL SERVICES LIMITED
Notes on Standalone Financial Statements for the year ended 31st March, 2024

(₹ in hundreds)

Notes	Particulars	31/03/2024	31/03/2023
10	Other financial assets		
	Balances with Govt Authorities	3,160	2,881
	Advances	27,042	26,662
	Income Tax Payments (Net of Provisions)	9,794	8,340
	Interest Receivable	63,562	63,573
		103,558	101,456

(₹ in hundreds)

Notes	Particulars	Plant and Machinery given on lease	Furniture and Fixtures	Office Equipments	Total
11	Property Plant and Equipment				
	(A) Gross Carrying Value				
	As at 1st April, 2022	256,657	340	91	257,088
	Additions	-	-	-	-
	Disposals / deductions	-	-	-	-
	As at 31st March 2023	256,657	340	91	257,088
	Additions	-	-	-	-
	Disposals / deductions	-	-	-	-
	As at 31st March 2024	256,657	340	91	257,088
	(B) Accumulated Depreciation				
	As at 1st April 2022	237,399	332	86	237,817
	Charge for the year	-	-	-	-
	Deductions	-	-	-	-
	As at 31st March 2023	237,399	332	86	237,817
	Charge for the year	-	-	-	-
	Deductions	-	-	-	-
	As at 31st March 2024	237,399	332	86	237,817
	(C) Net Block (A-B)				
	As at 1st April 2022	19,258	8	5	19,271
	As at 31st March 2023	19,258	8	5	19,271
	As at 31st March 2024	19,258	8	5	19,271

Note a: The company considers 5% of the asset value as residual value and does not provide depreciation on such assets which have been depreciated to the extent of 95 per cent of the acquisition cost.

The lease period of the fixed assets of the Company on lease has expired and these assets are in the possession of the lessee but are carried in the books pending final settlement of disputes and recovery of lease dues from them. In view of the status of the Company's leased assets, no depreciation is charged on the same.



(₹ in hundreds)

Notes	Particulars	31/03/2024	31/03/2023
12	7.5% Non Cumulative Redeemable Preference Shares of Rs 100 each	370,000	370,000
		370,000	370,000

3,70,000 7.5% Non Cumulative Redeemable Preference Shares of Rs 100 each are redeemable before the expiry of a period of ten years from the date of allotment i.e. 18th March, 2002, subject to the option of the Company to redeem the same at any time after three years from the date of allotment either in whole or in parts by giving three months' notice. The Preference shares are pending for redemption in accordance with section 55 of the Companies Act, 2013.

(₹ in hundreds)

Notes	Particulars	31/03/2024	31/03/2023
13	Borrowings		
	Unsecured Loans from Related Parties	35,024	75,024
	Unsecured Loans from Others	1,124,631	991,209
		1,159,655	1,066,233

(₹ in hundreds)

Notes	Particulars	31/03/2024	31/03/2023
14	Other Financial Liabilities		
	Interest Payable	32,400	32,400
	Security Deposits	16,860	16,860
	Other Liabilities	22,548	22,548
		71,808	71,808

(₹ in hundreds)

Notes	Particulars	31/03/2024	31/03/2023
15	Long Term Provisions		
	Provision for Non Performing Leased Assets	10,619	10,619
		10,619	10,619

(₹ in hundreds)

Notes	Particulars	31/03/2024	31/03/2023
16	Share Capital		
	Authorised		
	2,50,00,000 (31st March 2023 : 2,50,00,000)		
	Equity Shares of Rs 10 each	2,500,000	2,500,000
	10,00,000 (31st March 2023 : 10,00,000)		
	7.5% Non Cumulative Redeemable Preference Shares of Rs 100 each	1,000,000	1,000,000
		3,500,000	3,500,000
	Issued Subscribed and Fully Paid up		
	40,80,000 (31st March 2023 : 40,80,000)		
	Equity Shares of Rs 10 each issued otherwise	408,000	408,000
		408,000	408,000



16a) 39,90,000 Equity shares were allotted as fully paid-up by way of Bonus Shares by capitalisation of Reserves.

16b) Reconciliation of shares outstanding at the beginning and at the end of the reporting period

Notes	Particulars	31/03/2024			31/03/2023	
		No. of shares	(₹ in hundreds)		No. of shares	(₹ in hundreds)
	At the beginning of the period	4,080,000	408,000	408,000	4,080,000	408,000
	Outstanding at the end of the period	4,080,000	408,000	408,000	4,080,000	408,000

16c) Terms/rights attached to equity shares

The Company has only one class of equity shares having a par value of ₹ 10 per share. Each holder of equity shares is entitled to one vote per share.

16d) Details of shareholders holding more than 5% shares in the company

Notes	Particulars	31/03/2024			31/03/2023	
		No. of shares	% holding in the class		No. of shares	% holding in the class
	Pratap Holdings Ltd (Holding Company)	3,524,151	86.38%	86.38%	3,524,151	86.38%

16e) Disclosure of Shareholding of Promoters

Disclosure of shareholding of promoters as at March 31, 2024 is as follows

Shares held by the promoter at the end of the year				% Change during the Year
S.no	Promoter Name	No. of Shares	% of Total Shares	
1	Pratap Holdings Ltd (Holding Company)	3,524,151	86.38%	Nil

Disclosure of shareholding of promoters as at March 31, 2023 is as follows

Shares held by the promoter at the end of the year				% Change during the Year
S.no	Promoter Name	No. of Shares	% of Total Shares	
1	Pratap Holdings Ltd (Holding Company)	3,524,151	86.38%	Nil



KANORIA SECURITIES & FINANCIAL SERVICES LIMITED

Notes on Standalone Financial Statements for the year ended 31st March, 2024

(₹ in hundreds)

Notes	Particulars	1st April 2023	Movement during the year	31st March 2024	1st April 2022	Movement during the year	31st March 2023
17	Other Equity						
	Components						
	Statutory Reserve	39,004	-	39,004	39,004	-	39,004
	Retained Earnings	(215,190)	(62,900)	(278,090)	(193,786)	(21,759)	(215,545)
	Comprehensive Income	(66,481)	120,396	53,915	10,681	(77,162)	(66,481)
		(242,667)	57,496	(185,171)	(144,101)	(98,921)	(243,022)



KANORIA SECURITIES & FINANCIAL SERVICES LIMITED

Notes on Standalone Financial Statements for the year ended 31st March, 2024

(₹ in hundreds)

Notes	Particulars	31/03/2024	31/03/2023
18	Interest Income		
	Income from financing activity	93,757	71,484
		93,757	71,484

(₹ in hundreds)

Notes	Particulars	31/03/2024	31/03/2023
19	Other Operating Income		
	Profit/(Loss) from capital market operations	931	(3,696)
		931	(3,696)

(₹ in hundreds)

Notes	Particulars	31/03/2024	31/03/2023
20	Other Income		
	Other Interest	659	2,301
	Profit/(Loss) on Sale of Shares		(2,859)
	Profit/(Loss) on Sale of Mutual Fund (Debt Fund)		1,298
	Profit/(Loss) on Speculation of Shares		-
	Profit/(Loss) on Derivatives		6,294
	Treasury Income	22	45
		681	7,079

(₹ in hundreds)

Notes	Particulars	31/03/2024	31/03/2023
21	Finance Costs		
	Interest Paid on Loan	101,563	105,796
		101,563	105,796

(₹ in hundreds)

Notes	Particulars	31/03/2024	31/03/2023
22	Finance Costs		
	Salaries & Other Benefits	1,220	-
		1,220	-



(₹ in hundreds)

Notes	Particulars	31/03/2024	31/03/2023
23	Other Expenses		
	Payment to Auditors		
	- Audit fees	58	38
	- Other Taxation and certification matters	77	72
	Advertisement Expenses	278	278
	Legal & Professional Charges	415	1,277
	Filing Fees	366	46
	Profession Tax	25	25
	Membership & Subscription	801	757
	Empanelment Fee	153	-
	Website Development Charges	92	-
	Processing Fees	59	-
	Directors' Sitting fees	260	200
	Conveyance Expenses	12	-
	Loss on Sale of Shares	57,964	-
	Securities Transaction Tax	840	885
	Miscellaneous Expenses	42	22
		61,442	3,600

(₹ in hundreds)

Notes	Particulars	31/03/2024	31/03/2023
24	Earnings Per Share		
	Weighted average number of Equity Shares outstanding during the year	4,080,000	4,080,000
	Number of Shares considered as weighted average shares and potential shares outstanding for calculation of Diluted Earnings Per Share	4,080,000	4,080,000
	Profit after Tax attributable to Equity Shareholders	(62,900)	(21,759)
	Nominal Value of Ordinary Shares	10	10
	Earnings Per Share (Basic)	(1.54)	(0.53)
	Earnings Per Share (Diluted)	(1.54)	(0.53)



KANORIA SECURITIES & FINANCIAL SERVICES LIMITED
Notes on Standalone Financial Statements for the year ended 31st March, 2024

24. Operating Segments

An operating segment is a component of the Company that engages in business activities from which it may earn revenues and incur expenses, including revenues and expenses that relate to transactions with any of the Company's other components, and for which discrete financial information is available. All operating segments' operating results are reviewed regularly by the Company's management to make decisions about resources to be allocated to the segments and assess their performance.

The Company has only one reportable segment i.e. Non-Banking Financial Company and hence IND AS 108 Operating Segments not applicable to the company.

25. Related Party Disclosure

i) Name of the related parties where control exists irrespective of whether transactions have occurred or not

Enterprise on which the Company has control

Particulars	Related Parties	Country of Incorporation	% Shareholding and Voting Power	
			31st March 2023	31st March 2022
Subsidiary	Agaresh Finance & Properties Ltd	India	100	100

Enterprise which has Control over the entity

Particulars	Related Parties	Country of Incorporation	% Shareholding and Voting Power	
			31st March 2023	31st March 2022
Holding Company	Pratap Holdings Limited	India	86.38	86.38

ii) Name of the other related parties with whom transactions haven taken during the year

a) Key Managerial Persons

1. Shri Rajeev Agarwal	Director
2. Shri Anil Kumar Goenka	Whole Time Director & Chief Financial Officer
3. Shri Biswaranjan Chakraborty	Director
4. Smt. Vandana Kanoria	Director
5. Shri Rohit Kumar Pandey	Director
6. Shri Sagar Shaw	Director

b) Relative of Key Managerial Person

1. Shri Ajay Kumar Kanoria
2. Shri Pranav Kanoria
3. Smt Urvi Sheth

c) Enterprise over which Key Managerial Person is having significant influence

1. Ajay Kumar Kanoria (HUF)
2. Ajay Kanoria Family Trust
3. Tanna Electro Mechanics Pvt Ltd



iii. Transactions with Related Parties

a. With Subsidiary and Holding Company

(₹ in hundreds)

Particulars	Year ended	Opening Balance	Loans Given	Interest Accrued	Repayment	Closing Balance
Agarsh Finance & Properties Ltd	31/03/2024	5,864	500	382	-	6,746
(A Subsidiary Company)	31/03/2023	5,268	250	346	-	5,864
Pratap Holdings Ltd	31/03/2024	14,640	4,000	1,042	-	19,682
(A Holding Company)	31/03/2023	10,603	3,250	787	-	14,640

b) Related Party Transaction taken place during the year:-

i. Loan taken & Repayment thereof

Particulars	Year ended	Opening Balance	Loans Given	Interest Accrued	Repayment	Closing Balance
Tanna Electro Mechanics Pvt Ltd	31/03/2024	45,604	-	2,290	42,290	5,604
	31/03/2023	11,604	88,000	4,069	58,069	45,604
Smt Vandana Kanoria	31/03/2024	-	574,000	19,489	593,489	-
	31/03/2023	534,500	1,198,000	9,745	1,742,245	-
Shri Ajay Kumar Kanoria	31/03/2024	-	-	-	-	-
	31/03/2023	110,000	-	7,353	117,353	-
Shri Pranav Kanoria	31/03/2024	-	-	-	-	-
	31/03/2023	50,000	-	55	50,055	-
Ajay Kumar Kanoria (HUF)	31/03/2024	-	-	-	-	-
	31/03/2023	111,069	-	7,425	118,494	-
Ajay Kanoria Family Trust	31/03/2024	29,420	-	2,354	2,354	29,420
	31/03/2023	29,420	-	2,354	2,354	29,420

ii. Other Transactions:

(₹ in hundreds)

Nature of Transactions	2023-24	2022-23
<u>Directors' Sitting Fees and Conveyance</u>		
1. Shri Rajeev Agarwal	50	40
2. Shri Anil Kumar Goenka	62	40
3. Shri Biswaranjan Chakraborty	50	40
4. Smt Vandana Kanoria	20	-
5. Shri Rohit Kumar Pandey	50	40
6. Shri Sagar Shaw	40	40



26. Disclosure relating to loans or security given by the Company as per the requirements of section 186(4) of the Companies Act.2013 as on 31st March, 2024

Particulars	Loan amount	Purpose	Maturity
Agaresh finance & Properties Ltd	6,746	Business purpose	After 1 Year
Pratap Holdings Ltd	19,682	Business purpose	After 1 Year
Williamson Magor & Co Ltd	240,000	Business purpose	Within 1 Year
Anil Limited	50,197	Business purpose	Within 1 Year
Capriccio Trading Pvt Ltd	5,500	Business purpose	Within 1 Year
Tirupati Screen Printing Co Ltd	21,657	Business purpose	After 1 Year
Kay-sec Brokerage House India Ltd	1,091	Business purpose	After 1 Year
Verdant Bio Agri LLP	69,100	Business purpose	Within 1 Year
Synagro Naturals LLP	183,700	Business purpose	Within 1 Year
Verdant Agro-Horti LLP	45,750	Business purpose	Within 1 Year

27 Financial Instruments and Related Disclosures

27.1 Fair values vs carrying amounts

The fair values of financial assets and liabilities, together with the carrying amounts shown in the statement of financial position of 31st March, 2024 are as follows:

(₹ in hundreds)

Particulars	Amortised cost	Financial assets/liabilities at fair value through profit or loss		Financial assets/liabilities at fair value through OCI		Total carrying amount	Fair value
		Designated upon initial recognition	Mandatory	Equity instruments designated upon initial recognition	Mandatory		
Cash and cash equivalents	412,952	-	-	-	-	412,952	412,952
Bank Balance other than (a) above	4,954	-	-	-	-	4,954	4,954
Loans	643,423	-	-	-	-	643,423	643,423
Investments in Subsidiaries	261,000	-	-	-	-	261,000	261,000
Current Investments other than in Subsidiaries	-	5,037	-	-	-	5,037	6,242
Non Current Investments other than in Subsidiaries	191,988	-	-	158,234	-	350,222	410,395
Other Financial Assets	103,558	-	-	-	-	103,558	103,558
	1,617,875	5,037	-	158,234	-	1,781,146	1,842,524
Borrowings	1,159,655	-	-	-	-	1,159,655	1,159,655
Other Payables	20,626	-	-	-	-	20,626	20,626
Preference Shares	370,000	-	-	-	-	370,000	370,000
Other financial liabilities	71,808	-	-	-	-	71,808	71,808
	1,622,089	-	-	-	-	1,622,089	1,622,089



The fair values of financial assets and liabilities, together with the carrying amounts shown in the statement of financial position of 31st March, 2023 are as follows:

(₹ in hundreds)

Particulars	Amortised cost	Financial assets/liabilities at fair value through profit or loss		Financial assets/liabilities at fair value through OCI		Total carrying amount	Fair value
		Designated upon initial recognition	Mandatory	Equity instruments designated upon initial	Mandatory		
Cash and cash equivalents	47,796	-	-	-	-	47,796	47,796
Bank Balance other than (a) above	4,631					4,631	4,631
Loans	331,447					331,447	331,447
Investments in Subsidiaries	261,000					261,000	261,000
Current Investments other than in Subsidiaries		5,037				5,037	5,310
Non Current Investments other than in Subsidiaries	191,988	-		808,222		1,000,210	926,014
Other Financial Assets	101,456		-	-	-	101,456	101,456
	938,318	5,037	-	808,222	-	1,751,577	1,677,654
Borrowings	1,066,233	-	-	-	-	1,066,233	1,066,233
Other Payables	21,003	-	-	-	-	21,003	21,003
Preference Shares	370,000	-	-	-	-	370,000	370,000
Other financial liabilities	71,808	-	-	-	-	71,808	71,808
	1,529,044	-	-	-	-	1,529,044	1,529,044

27.2 Fair Value Measurement

The fair values of the financial assets and liabilities are included at the amount at which the instrument could be exchange in a current transaction between willing parties, other than in forced or liquidation sale.

The Company has established the following fair value hierarchy that categories the value into 3 levels. The inputs to valuation techniques used to measure fair value of financial instruments are:

Level 1: The hierarchy uses quoted (adjusted) prices in active markets for identical assets or liabilities. The fair value of all bonds which are traded in the stock exchanges is valued using the closing price or dealer quotations as at the reporting date.

Level 2: The fair value of financial instruments that are not traded in an active market (for example traded bonds, over the counter derivatives) is determined using valuation techniques which maximise the use of observable market data and rely as little as possible on company specific estimates. If all significant inputs required to fair value an instrument are observable, the instrument is included in Level 2.

Level 3: If one or more of the significant inputs is not based on observable market data, the instrument is included in Level 3.

27.3 Financial risk management

The Company has exposure to the following risks arising from financial instruments:

- (i) Credit risk
- (ii) Liquidity risk
- (iii) Market risk

Risk management framework

The Company's principal financial liabilities comprises of borrowings, and trade and other payables. The main purpose of these financial liabilities is to finance the Company operations. The Company's principal financial assets include trade and other receivables, investments and cash and cash equivalents that derive directly from its operations.

The Company's activities expose it to a variety of financial risks, including market risk, credit risk and liquidity risk. The Company's primary risk management focus is to minimise potential adverse effects of market risk on its financial performance. The Company uses derivative financial instruments to mitigate foreign exchange related risk exposures.

The Company's exposure to credit risk is influenced mainly by the individual characteristic of each customer and the concentration of risk from the top few customers. The Company's risk management assessment and policies and processes are established to identify and analyse the risks faced by the Company, to set appropriate risk limits and controls, and to monitor such risks and compliance with the same. Risk assessment and management policies and processes are reviewed regularly to reflect changes in market conditions and the Company's activities.

This note presents information about the Company's exposure to each of the above risks, the Company's objectives, policies and processes for measuring and managing risk.



(i) Credit risk

Credit risk is the risk of financial loss to the Company if a customer or counterparty to a financial instrument fails to meet its contractual obligations, and arises principally from the Company's receivables from customers and loans. In addition, credit risk arises from finance guarantees.

Company's credit risk arises principally from the trade receivables and cash & cash equivalents.

Customer credit risk is managed centrally by the company through credit approvals establishing credit limits and continuously monitoring the credit worthiness of the customers to whom the credit is extended in the normal course of business. The concentration of credit risk is limited due to the fact that the customer base is large and unrelated. The Company estimates the Expected Credit Losses on the basis of its evaluation of each case. Provision is being made where the outstanding period exceeds 4 years @50% followed by further provision on year to year basis based on the management evaluation of each case.

Credit risks from balances with banks are managed in accordance with the Company's policy.

Exposure to credit risks

The carrying amount of financial assets represents the Company's maximum exposure to credit risk. The maximum exposure to credit risk as of 31st March, 2024, and 31st March 2023 are as follows:

(₹ in hundreds)

Particulars	31/03/2024	31/03/2023
Loans	643,423	331,447
Advances	27,042	26,662
	670,465	358,109

ii) Liquidity risk

Liquidity risk is defined as the risk that the Company will not be able to settle or meet its obligations on time or at reasonable price. Prudent liquidity risk management implies maintaining sufficient cash and marketable securities and the availability of funding through an adequate amount of credit facilities to meet obligations when due. The Company's finance team is responsible for liquidity, funding as well as settlement management. In addition, Processes and policies related to such risks are overseen by senior management. Management monitors the Company's liquidity position through rolling forecasts on the basis of expected cash flows. The Company's approach to managing liquidity is to ensure, as far as possible, that it will always have sufficient liquidity, subject to its restructuring proposals, to meet its liabilities when due, under both normal and stressed conditions.

In the opinion of the management, the Company's cash flow from business, borrowing or financing would be sufficient to meet the cash requirements for its operation with support of its lenders.

Exposure to liquidity risk

The table below provides details regarding the remaining contractual maturities of financial liabilities at the reporting date based on contractual undiscounted payments.

(₹ in hundreds)

31st March, 2024	Less than 1 year	1-5 years	>5 years	Total
Borrowings	1,159,655	-	-	1,159,655
Other financial liabilities	71,808	-	-	71,808

(₹ in hundreds)

31st March, 2023	Less than 1 year	1-5 years	>5 years	Total
Borrowings	1,066,233	-	-	1,066,233
Other financial liabilities	71,808	-	-	71,808



(iii) Market risk

Market risk is the risk of loss of future earnings, fair value or future cash flows that may result from a change in the price of a financial instrument. The value of a financial instrument may change as a result of changes in the interest rates, foreign currency exchange rates, commodity prices, equity prices and other market changes that effect market risk sensitive instruments. Market risk is attributable to all market risk sensitive financial instruments including investments and deposits, foreign currency receivables, payables and borrowings. The goal of market risk management is optimization of profit and controlling the exposure to market risk within acceptable limits.

(a) Currency risk

Foreign currency risk is the risk impact related to fair value or future cash flows of an exposure in foreign currency, which fluctuate due to changes in foreign exchange rates. The Company's exposure to the risk of changes in foreign exchange rates relates primarily to the import of raw materials and spare parts, and exports of finished goods.

Exposure to currency risk

The company is not exposed to any currency risk.

(b) Interest rate risk

Interest rate risk is the risk that the fair value or future cash flows of a financial instrument will fluctuate because of changes in market interest rates. The Company exposure to the risk of changes in market interest rates related primarily to the Company's short term borrowing with floating interest rates. The Company constantly monitors the credit markets and rebalances its financing strategies to achieve an optimal maturity profile and financing cost.

Exposure to interest rate risk

The interest rate profile of the Company's interest bearing financial instruments at the end of the reporting period are as follows:

(₹ in hundreds)		
Particulars	31/03/2024	31/03/2023
Fixed Rate Instruments		
Loans	643,423	331,447
Borrowings	1,159,655	1,066,233
	1,803,078	1,397,680

Sensitivity analysis

Fixed rate instruments that are carried at amortised cost are not subject to interest rate risk for the purpose of sensitive analysis.

Cash flow sensitivity analysis for variable rate instruments

The company does not have variable rate instruments. So the company is not exposed to interest rate risks.

c) Equity price risks

The Company's exposure to equity securities price risk arises from movement in market price of related securities classified either as fair value through OCI or as fair value through profit and loss. The Company manages the price risk through diversified portfolio.

28 Capital Management (Ind AS 1)

The fundamental goals of capital management are to :

- safeguard their ability to continue as a going concern so that they can continue to provide returns for shareholders and benefits for other stakeholders, and
- maintain an optimal capital structure to reduce the cost of capital.

The Board of Directors has the primary responsibility to maintain a strong capital base and reduce the cost of capital through prudent management of deployed funds and leveraging opportunities in domestic and international financial markets so as to maintain investor, creditor and market confidence and to sustain future development of the business.

For the purpose of Company's capital management, capital includes issued capital and all other equity reserves. The Company manages its capital structure in light of changes in the economic and regulatory environment and the requirements of the financial covenants. The Company applied the same capital risk management strategy that was applied in the previous period.

The Company manages its capital on the basis of net debt to equity ratio which is net debt (total borrowings net of cash and cash equivalents) divided by total equity.



29. Financial Ratios

Particulars	Numerator	Denominator	31/03/2024	31/03/2023	% Variance	Reasons for variance of more than 25%
Capital to risk- weighted assets ratio (CRAR)	Capital	Risk Weighted Assets	14.84%	10.12%	47%	Due to change in Other Comprehensive Income
Tier I CRAR	TierI Capital	Risk Weighted Assets	11.14%	7.59%	47%	Due to change in Other Comprehensive Income
Tier II CRAR	TierII Capital	Risk Weighted Assets	2.60%	2.75%	-6%	
Liquidity Coverage Ratio	High Quality Liquid Assets	Cash outflows in Next 30 days	NA			

30. Previous year's figures have been reworked, regrouped, rearranged and reclassified wherever considered necessary to conform to this year's classification. Accordingly, amounts and other disclosures for the preceding years are included as an integral part of the current year Financial Statements and are to be read in relation to amounts and other disclosures relating to the current year.


PARTICULARS AS PER NBFC DIRECTION ANNEXED

As per our Report of even date.

For S. B. DANDEKER & CO.

CHARTERED ACCOUNTANTS

F.R.N: 301009E


(KEDARASHISH BAPAT)
PARTNER
Membership No. 057903




Place : Kolkata


Dated: 30th May, 2024

UDIN: 24057903BJZWDL3350

For and on behalf of the Board


Rajeev Agarwal
Director
DIN: 00337332


A K Goenka
Whole Time Director
DIN: 00312823


Ajit P. Walwaikar
Company Secretary

KANORIA SECURITIES & FINANCIAL SERVICES LIMITED

DISCLOSURE REQUIREMENTS UNDER SCALE BASED REGULATION AS PER RBI CIRCULAR DOR.CRE.REC.No.60/03.10.001/2021-22 DT OCTOBER 22, 2021

Annexure-II

(Rs in Hundred)

A) Exposure

1) Exposure to Real Estate Sector Market

Particulars	2023-24	2022-23
i) Direct Exposure		
a) Residential Mortgages -	-	-
b) Commercial Real Estate -	-	-
c) Investments in Mortgage-Backed Securities (MBS) and other securitized exposures -		
i. Residential	-	-
ii. Commercial Real Estate	-	-
ii) Indirect Exposure		
Fund Based and non fund based exposures on National Housing Bank and Housing Finance Companies	-	-
Total Exposure to Real Estate Sector	-	-

2) Exposure to Capital Market


(Rs in Hundred)

Particulars	2023-24	2022-23
i) Direct investment in equity shares, convertible bonds, convertible debentures and units of equity oriented mutual funds the corpus of which is not exclusively invested in corporate debt	224,650	128,292
ii) Advances against shares/bonds/debentures or other securities or not to clean basis to individual for investment in shares (including IPOs/ESOPs), convertible bonds, convertible debentures, and units of equity oriented mutual funds	-	-
iii) Advances for any other purposes where shares or convertible bonds or convertible debentures or units of equity oriented mutual funds are taken as primary security	-	-
iv) Advances for any other purposes to the extent secured by the collateral security of shares or convertible bonds or convertible debentures or units of equity oriented mutual funds i.e. where the primary security other than shares/convertible bonds/convertible debentures/units of equity oriented mutual funds does not fully cover the advances	-	-
v) Secured and unsecured advances to stockbrokers and guarantees issued on behalf of stockbrokers and market makers	-	-
vi) Loans sanctioned to corporates against the security of shares/bonds/debentures or other securities or on clean basis for meeting promoter's contribution to the equity of new companies in anticipation of raising resources	-	-
vii) Bridge loans to companies against expected equity flows/issues	-	-
viii) Underwriting commitments taken up by the NBFCs in respect of primary issue of shares or convertible bonds or convertible debentures or units of equity oriented mutual funds	-	-
ix) Financing to stockbrokers for margin trading	-	-
x) All exposures to Alternative Investment Funds:	-	-
(i) Category I		
(ii) Category II	-	-
(iii) Category III	-	-
Total exposure to capital market	224,650	128,292

3) Sectoral exposure

(Rs in Hundred)

Sectors	Current Year			Previous Year		
	Total Exposure (includes on balance sheet and off-balance sheet exposure) (in '00)	Gross NPAs (In '00)	Percentage of gross NPAs to total exposure in that sector	Total Exposure (includes on balance sheet and off-balance sheet exposure) (crore)	Gross NPAs (In '00)	Percentage of Gross NPAs to total exposure in that sector
1. Agriculture and Allied Activities	-	-	-	-	-	-
2. Industry	-	-	-	-	-	-
i)						
ii)						
Others						
Total of Industry (i+ii+...+others)						
3. Services	-	-	-	-	-	-
i)						



ii)						
Others						
Total of Services (i+ii+...+others)						
4. Personal Loans	-	-	-	-	-	-
i)						
ii)						
Others						
Total of Personal Loans (i+ii+...+others)						
5. Others, if any (please specify)						
Unsecured Loans to related concerns	-	-	-	-	-	-
Total of Others	-	-	-	-	-	-
4) Intra-group exposure	26,428			20,504		
5) Unhedged foreign currency exposure	NIL			NIL		



KANORIA SECURITIES & FINANCIAL SERVICES LIMITED

Annexure - II

B) Related Party Disclosure

(Rs in Hundred)

Related Party Items	Parent (as per ownership or control)		Subsidiaries		Associates/Joint ventures		Key Management Personnel		Relatives of Key Management Personnel		Others		Total	
	Current year 2023-24	Previous year 2022-23	Current year 2023-24	Previous year 2022-23	Current year 2023-24	Previous year 2022-23	Current year 2023-24	Previous year 2022-23	Current year 2023-24	Previous year 2022-23	Current year 2023-24	Previous year 2022-23	Current year 2023-24	Previous year 2022-23
Borrowings														
Deposits (in the nature of Loan Granted)	-	-	-	-	-	-	-	-	-	-	-	-	-	-
Placement of deposits	-	-	-	-	-	-	-	-	-	-	-	-	-	-
Advances	19,682	14,640	6,746	5,864	-	-	-	-	-	-	-	-	26,428	20,504
Investments	-	-	261,000	261,000	-	-	-	-	-	-	-	-	261,000	261,000
Purchase of fixed/other assets	-	-	-	-	-	-	-	-	-	-	-	-	-	-
Sale of fixed/other assets	-	-	-	-	-	-	-	-	-	-	-	-	-	-
Interest Paid	-	-	-	-	-	-	-	-	-	-	-	-	-	-
Interest received	1,158	874	425	385	-	-	19,489	9,745	-	7,408	4,643	17,132	24,132	34,285
Others													1,583	1,259
Repayment of Loan Granted	-	-	-	-	-	-	-	-	-	-	-	-	-	-
Payment of Facilitation Charges	-	-	-	-	-	-	-	-	-	-	-	-	-	-
Salary	-	-	-	-	-	-	-	-	-	-	-	-	-	-



KANORIA SECURITIES & FINANCIAL SERVICES LIMITED**Annexure - II****C) Disclosure of Complaints**

Summary information on complaints received by the NBFCs from customers and from the Offices of Ombudsman

S.No.	Particulars	2023-24	2022-23
	Complaints received by the NBFC from its customers		
1	Number of complaints pending at beginning of the year	0	0
2	Number of complaints received during the year	0	0
3	Number of complaints disposed during the year	0	0
3.1	Of which, number of complaints rejected by the NBFC	0	0
4	Number of complaints pending at the end of the year	0	0
	Maintainable complaints received by the NBFC from Office of Ombudsman		
5*	Number of maintainable complaints received by the NBFC from Office of Ombudsman	0	0
5.1	Of 5, number of complaints resolved in favour of the NBFC by Office of Ombudsman	0	0
5.2	Of 5, number of complaints resolved through conciliation/mediation/advisories issued by Office of Ombudsman	0	0
5.3	the NBFC	0	0
6*	Number of Awards unimplemented within the stipulated time (other than those appealed)	0	0

Note: Maintainable complaints refer to complaints on the grounds specifically mentioned in Integrated Ombudsman Scheme, 2021 (Previously, The Ombudsman Scheme for Non-Banking Financial Companies, 2018) and covered within the ambit of the Scheme.

*It shall only be applicable to NBFCs which are included under The Reserve Bank - Integrated Ombudsman Scheme, 2021



KANORIA SECURITIES & FINANCIAL SERVICES LIMITED

Annexure - II

C) Disclosure of Complaints

Top five grounds of complaints received by the NBFCs from customers

Grounds of complaints , (i.e. complaints relating to	Number of complaints pending at beginning of the year	Number of complaints received during the year	% increase/ decrease in the number of complaints received over the previous year	Number of complaints pending at the end of the year	Of 5, number of complaints pending beyond 30 days
1	2	3	4	5	6
Current Year					
Ground - 1	0	0	0	0	0
Ground - 2	0	0	0	0	0
Ground - 3	0	0	0	0	0
Ground - 4	0	0	0	0	0
Ground - 5	0	0	0	0	0
Others	0	0	0	0	0
Total	0	0	0	0	0
Previous Year					
Ground - 1	0	0	0	0	0
Ground - 2	0	0	0	0	0
Ground - 3	0	0	0	0	0
Ground - 4	0	0	0	0	0
Ground - 5	0	0	0	0	0
Others	0	0	0	0	0
Total	0	0	0	0	0

*The List of grounds of complaints given below are indicative only.

1. Credit Cards
2. Difficulty in operation of accounts
3. Mis-selling
4. Recovery Agents/Direct Sales Agents
5. Loans and Advances
6. Levy of charges without prior notice/excessive charges/foreclosure charges
7. Non-observance of fair practices code
8. Staff behaviour
9. Facilities for customers visiting the office/adherence to prescribed working hours, etc.
10. Others

As per our Report of even date.

For S. B. DANDEKER & CO.

CHARTERED ACCOUNTANTS

F.R.N: 301009E

(KEDARASHISH BAPAT)

PARTNER

Membership No. 057903

For and on behalf of the Board

Rajeev Agarwal

Director

DIN: 00337332

A K Goenka

Whole Time Director

DIN: 00312823

Place : Kolkata

Dated: 30th May, 2024

UDIN: 24057903BJZWDL3350

Ajit P. Walwaikar

Company Secretary

S.B.DANDEKER & CO.

Chartered Accountants

P-36 India Exchange Place, Kolkata 700001

Tel # 033-22254832, Tele-fax # 91-33-22258149, Email- kabkol@yahoo.com

INDEPENDENT AUDITOR'S REPORT

To the Members of Kanoria Securities & Financial Services Limited

Report on the Audit of the Consolidated Financial Statements

Opinion

We have audited the accompanying consolidated financial statements of **Kanoria Securities & Financial Services Limited** (hereinafter referred to as the 'Holding Company') and its subsidiary **Agadesh Finance & Properties Ltd** (Holding Company and its subsidiary together referred to as "the Group"), which comprise the consolidated Balance Sheet as at March 31, 2024, and the consolidated statement of Profit and Loss, the consolidated statement of changes in equity and the consolidated cash flows Statement for the year then ended, and notes to the consolidated financial statements, including a summary of significant accounting policies (hereinafter referred to as "the consolidated financial statements").

In our opinion and to the best of our information and according to the explanations given to us, the aforesaid consolidated financial statements give the information required by the Act in the manner so required and give a true and fair view in conformity with the accounting principles generally accepted in India, of their consolidated state of affairs of the Company as at March 31, 2024, of consolidated loss, consolidated changes in equity and its consolidated cash flows for the year then ended.

Basis for Opinion

We conducted our audit in accordance with the Standards on Auditing (SAs) specified under section 143(10) of the Companies act, 2013. Our responsibilities under those Standards are further described in the Auditor's Responsibilities for the Audit of the Consolidated Financial Statements section of our report. We are independent of the Group in accordance with the Code of Ethics issued by ICAI, and we have fulfilled our other ethical responsibilities in accordance with the provisions of the Companies Act, 2013. We believe that the audit evidence we have obtained is sufficient and appropriate to provide a basis for our opinion.

Key Audit Matters

Key audit matters are those matters that, in our professional judgment, were of most significance in our audit of the consolidated financial statements of the current period. We have determined that there are no Key Audit matters to communicate in our report.

Responsibilities of Management and Those Charged with Governance for the Consolidated Financial Statements.

The Holding Company's Board of Directors is responsible for the preparation and presentation of these consolidated financial statements in term of the requirements of the Companies Act, 2013 that give a true and fair view of the consolidated financial position, consolidated financial performance and



S.B.DANDEKER & CO.

Chartered Accountants

P-36 India Exchange Place, Kolkata 700001

Tel # 033-22254832, Tele-fax # 91-33-22258149, Email- kabkol@yahoo.com

consolidated cash flows of the Group in accordance with the accounting principles generally accepted in India, including the Accounting Standards specified under section 133 of the Act. The respective Board of Directors of the companies included in the Group are responsible for maintenance of adequate accounting records in accordance with the provisions of the Act for safeguarding the assets of the Group and for preventing and detecting frauds and other irregularities; selection and application of appropriate accounting policies; making judgments and estimates that are reasonable and prudent; and the design, implementation and maintenance of adequate internal financial controls, that were operating effectively for ensuring accuracy and completeness of the accounting records, relevant to the preparation and presentation of the financial statements that give a true and fair view and are free from material misstatement, whether due to fraud or error, which have been used for the purpose of preparation of the consolidated financial statements by the Directors of the Holding Company, as aforesaid.

In preparing the consolidated financial statements, the respective Board of Directors of the companies included in the Group are responsible for assessing the ability of the Group to continue as a going concern, disclosing, as applicable, matters related to going concern and using the going concern basis of accounting unless management either intends to liquidate the Group or to cease operations, or has no realistic alternative but to do so.

The respective Board of Directors of the companies included in the Group are responsible for overseeing the financial reporting process of the Group and of its associates and jointly controlled entities.

Auditor's Responsibilities for the Audit of the Consolidated Financial Statements

Our objectives are to obtain reasonable assurance about whether the consolidated financial statements as a whole are free from material misstatement, whether due to fraud or error, and to issue an auditor's report that includes our opinion. Reasonable assurance is a high level of assurance, but is not a guarantee that an audit conducted in accordance with SAs will always detect a material misstatement when it exists. Misstatements can arise from fraud or error and are considered material if, individually or in the aggregate, they could reasonably be expected to influence the economic decisions of users taken on the basis of these consolidated financial statements

As part of an audit in accordance with SAs, we exercise professional judgment and maintain professional skepticism throughout the audit. We also:

- Identify and assess the risks of material misstatement of the consolidated financial statements, whether due to fraud or error, design and perform audit procedures responsive to those risks, and obtain audit evidence that is sufficient and appropriate to provide a basis for our opinion. The risk of not detecting a material misstatement resulting from fraud is higher than for one resulting from error, as fraud may involve collusion, forgery, intentional omissions, misrepresentations, or the override of internal control.
- Obtain an understanding of internal control relevant to the audit in order to design audit procedures that are appropriate in the circumstances. Under section 143(3)(i) of the Companies Act, 2013, we are also responsible for expressing our opinion on whether the company has adequate internal financial controls system in place and the operating effectiveness of such controls.
- Evaluate the appropriateness of accounting policies used and the reasonableness of accounting estimates and related disclosures made by management.



S.B.DANDEKER & CO.

Chartered Accountants

P-36 India Exchange Place, Kolkata 700001

Tel # 033-22254832, Tele-fax # 91-33-22258149, Email- kabkol@yahoo.com

- Conclude on the appropriateness of management's use of the going concern basis of accounting and, based on the audit evidence obtained, whether a material uncertainty exists related to events or conditions that may cast significant doubt on the ability of the Group to continue as a going concern. If we conclude that a material uncertainty exists, we are required to draw attention in our auditor's report to the related disclosures in the consolidated financial statements or, if such disclosures are inadequate, to modify our opinion. Our conclusions are based on the audit evidence obtained up to the date of our auditor's report. However, future events or conditions may cause the Group to cease to continue as a going concern.

- Evaluate the overall presentation, structure and content of the consolidated financial statements, including the disclosures, and whether the consolidated financial statements represent the underlying transactions and events in a manner that achieves fair presentation.

- Obtain sufficient appropriate audit evidence regarding the financial information of the entities or business activities within the Group to express an opinion on the consolidated financial statements.

We are responsible for the direction, supervision and performance of the audit of the financial statements of such entities included in the consolidated financial statements of which we are the independent auditors. For the other entities included in the consolidated financial statements, which have been audited by other auditors, such other auditors remain responsible for the direction, supervision and performance of the audits carried out by them. We remain solely responsible for our audit opinion. We communicate with those charged with governance of the Holding Company and such other entities included in the consolidated financial statements of which we are the independent auditors regarding, among other matters, the planned scope and timing of the audit and significant audit findings, including any significant deficiencies in internal control that we identify during our audit.

We also provide those charged with governance with a statement that we have complied with relevant ethical requirements regarding independence, and to communicate with them all relationships and other matters that may reasonably be thought to bear on our independence, and where applicable, related safeguards.

From the matters communicated with those charged with governance, we determine those matters that were of most significance in the audit of the consolidated financial statements of the current period and are therefore the key audit matters. We describe these matters in our auditor's report unless law or regulation precludes public disclosure about the matter or when, in extremely rare circumstances, we determine that a matter should not be communicated in our report because the adverse consequences of doing so would reasonably be expected to outweigh the public interest benefits of such communication.

Report on Other Legal and Regulatory Requirements

1. As required by the Companies (Auditor's Report) Order, 2020 ("the Order") issued by the Central Government of India in terms of Section 143(11) of the Act, we report in respect of the matters specified in paragraphs 3 and 4 of the Order that:

There have been no qualifications or adverse remarks by the respective auditors in the Companies (Auditor's Report) Order (CARO) report on the financial statements of Agaresh Finance & Properties Limited, subsidiary company incorporated in India, included in the Consolidated financial statements,



S.B.DANDEKER & CO.

Chartered Accountants

P-36 India Exchange Place, Kolkata 700001

Tel # 033-22254832, Tele-fax # 91-33-22258149, Email- kabkol@yahoo.com

2. (A) As required by Section 143(3) of the Act, we report, to the extent applicable, that:

(a) We have sought and obtained all the information and explanations which to the best of our knowledge and belief were necessary for the purposes of our audit of the aforesaid consolidated financial statements.

(b) In our opinion, proper books of account as required by law relating to preparation of the aforesaid consolidated financial statements have been kept so far as it appears from our examination of those books and the reports of the other auditors.

(c) The Consolidated Balance Sheet, the Consolidated Statement of Profit and Loss, and the Consolidated Cash Flow Statement dealt with by this Report are in agreement with the relevant books of account maintained for the purpose of preparation of the consolidated financial statements.

(d) In our opinion, the aforesaid consolidated financial statements comply with the Accounting Standards specified under Section 133 of the Act.

(e) On the basis of the written representations received from the directors of the Holding Company as on 31st March, 2024 taken on record by the Board of Directors of the Holding Company and the reports of the statutory auditors of its subsidiary companies, incorporated in India, none of the directors of the Group companies, incorporated in India is disqualified as on 31st March, 2024 from being appointed as a director in terms of Section 164 (2) of the Act.

(f) With respect to the adequacy of internal financial controls over financial reporting of the Group and the operating effectiveness of such controls, refer to our separate report in Annexure.

(B) With respect to the other matters to be included in the Auditor's Report in accordance with Rule 11 of the Companies (Audit and Auditor's) Rules, 2014, in our opinion and to the best of our information and according to the explanations given to us:

a) The consolidated financial statements disclose the impact of pending litigations on the consolidated financial position of the Group.

b) The Group did not have any material foreseeable losses on long-term contracts including derivative contracts.

c) There were no amounts which were required to be transferred to the Investor Education and Protection Fund by the Holding Company incorporated in India.

d) (i) The management has represented that, to the best of its knowledge and belief, no funds have been advanced or loaned or invested (either from borrowed funds or share premium or any other sources or kind of funds) by the Holding Company or its subsidiary company incorporated in India to or in any other persons or entities, including foreign entities ("Intermediaries"), with the understanding, whether recorded in writing or otherwise, that the Intermediary shall:

- directly or indirectly lend or invest in other persons or entities identified in any manner whatsoever ("Ultimate Beneficiaries") by or on behalf of the Holding Company or its subsidiary company incorporated in India or
- provide any guarantee, security or the like to or on behalf of the Ultimate Beneficiaries.



S.B.DANDEKER & CO.

Chartered Accountants

P-36 India Exchange Place, Kolkata 700001

Tel # 033-22254832, Tele-fax # 91-33-22258149, Email- kabkol@yahoo.com

(ii) The management has represented, that, to the best of its knowledge and belief, no funds have been received by the Holding Company or its subsidiary company incorporated in India from any persons or entities, including foreign entities ("Funding Parties"), with the understanding, whether recorded in writing or otherwise, that the Holding Company or its subsidiary company incorporated in India shall:

- directly or indirectly, lend or invest in other persons or entities identified in any manner whatsoever ("Ultimate Beneficiaries") by or on behalf of the Funding Parties or
- provide any guarantee, security or the like from or on behalf of the Ultimate Beneficiaries

(iii) Based on such audit procedures as considered reasonable and appropriate in the circumstances, nothing has come to our notice that has caused us to believe that the representations under subclause (d) (i) and (d) (ii) contain any material mis-statement.

e) No dividend has been declared or paid during the year by the Company and its subsidiary incorporated in India hence compliance with Section 123 of the Act is not applicable.

f) In terms of Rule 11(g) of the Companies (Audit & Auditors) Rules 2014, we report that the company has used such accounting software for maintaining its books of account which has a feature of recording audit trail (edit log) facility and the same has been operated throughout the year for all transactions recorded in the software and the audit trail feature has not been tampered with and the audit trail has been preserved by the company as per the statutory requirements for record retention.

(C) With respect to the matter to be included in the Auditor's Report under Section 197(16) of the Act:

In our opinion and according to the information and explanation given to us, the remuneration paid during the current year by the Holding Company and its subsidiary which is incorporated in India to its directors is in accordance with the provisions of Section 197 of the Act. The remuneration paid to any director by the Holding Company and its subsidiary which is incorporated in India, is not in excess of the limit laid down under Section 197 of the Act.

The Ministry of Corporate Affairs has not prescribed other details under Section 197(16) of the Act which are required to be commented upon by us.

For and on behalf of
S.B.DANDEKER & CO.
Chartered Accountants
Firm Regn No.301009E




Kedarashish Bapat
Partner
M.No.- 057903

UDIN: 24057903BJZWD4764

Place: Kolkata
Date: 30th May, 2024

S.B.DANDEKER & CO.

Chartered Accountants

P-36 India Exchange Place, Kolkata 700001

Tel # 033-22254832, Tele-fax # 91-33-22258149, Email- kabkol@yahoo.com

Annexure to the Auditors' Report

Report on the Internal Financial Controls under Clause (i) of Sub-section 3 of Section 143 of the Companies Act, 2013 ("the Act")

In conjunction with our audit of the consolidated Ind AS financial statements of the Company as of and for the year ended 31st March, 2024, we have audited the internal financial controls over financial reporting of **Kanoria Securotoes & financial Services Limited** ("the Holding Company") and its subsidiary, **Agareh Finance & Properties Limited**, incorporated in India, as of that date.

Management's Responsibility for Internal Financial Controls

The Respective Board of Directors of the Holding Company and its subsidiary companies, which are companies incorporated in India, are responsible for establishing and maintaining internal financial controls based on the internal control over financial reporting criteria established by the Company considering the essential components of internal control stated in the Guidance Note on Audit of Internal Financial Controls over Financial Reporting issued by the Institute of Chartered Accountants of India ("ICAI"). These responsibilities include the design, implementation and maintenance of adequate internal financial controls that were operating effectively for ensuring the orderly and efficient conduct of its business, including adherence to company's policies, the safeguarding of its assets, the prevention and detection of frauds and errors, the accuracy and completeness of the accounting records, and the timely preparation of reliable financial information, as required under the Companies Act, 2013.

Auditors' Responsibility

Our responsibility is to express an opinion on the Company's internal financial controls over financial reporting based on our audit. We conducted our audit in accordance with the Guidance Note on Audit of Internal Financial Controls over Financial Reporting (the "Guidance Note") issued by ICAI and the Standards on Auditing, issued by ICAI and deemed to be prescribed under section 143(10) of the Companies Act, 2013, to the extent applicable to an audit of internal financial controls, both issued by the Institute of Chartered Accountants of India. Those Standards and the Guidance Note require that we comply with ethical requirements and plan and perform the audit to obtain reasonable assurance about whether adequate internal financial controls over financial reporting was established and maintained and if such controls operated effectively in all material respects.

Our audit involves performing procedures to obtain audit evidence about the adequacy of the internal financial controls system over financial reporting and their operating effectiveness. Our audit of internal financial controls over financial reporting included obtaining an understanding of internal financial controls over financial reporting, assessing the risk that a material weakness exists, and testing and evaluating the design and operating effectiveness of internal control based on the assessed risk. The procedures selected depend on the auditor's judgment, including the assessment of the risks of material misstatement of the Ind AS financial statements, whether due to fraud or error.

We believe that the audit evidence we have obtained is sufficient and appropriate to provide a basis for our audit opinion on the consolidated Ind AS financial statements.



S.B.DANDEKER & CO.

Chartered Accountants

P-36 India Exchange Place, Kolkata 700001

Tel # 033-22254832, Tele-fax # 91-33-22258149, Email- kabkol@yahoo.com

Meaning of Internal Financial Controls over Financial Reporting

A company's internal financial control over financial reporting is a process designed to provide reasonable assurance regarding the reliability of financial reporting and the preparation of financial statements for external purposes in accordance with generally accepted accounting principles. A company's internal financial control over financial reporting includes those policies and procedures that (1) pertain to the maintenance of records that, in reasonable detail, accurately and fairly reflect the transactions and dispositions of the assets of the company; (2) provide reasonable assurance that transactions are recorded as necessary to permit preparation of financial statements in accordance with generally accepted accounting principles, and that receipts and expenditures of the company are being made only in accordance with authorisations of management and directors of the company; and (3) provide reasonable assurance regarding prevention or timely detection of unauthorised acquisition, use, or disposition of the company's assets that could have a material effect on the financial statements.

Inherent Limitations of Internal Financial Controls Over Financial Reporting

Because of the inherent limitations of internal financial controls over financial reporting, including the possibility of collusion or improper management override of controls, material misstatements due to error or fraud may occur and not be detected. Also, projections of any evaluation of the internal financial controls over financial reporting to future periods are subject to the risk that the internal financial control over financial reporting may become inadequate because of changes in conditions, or that the degree of compliance with the policies or procedures may deteriorate.

Opinion

In our opinion, the Holding Company and its subsidiary companies, which are companies incorporated in India, have, in all material respects, an adequate internal financial controls system over financial reporting and such internal financial controls over financial reporting were operating effectively as at 31 March, 2024, based on the internal control over financial reporting criteria established by the Company considering the essential components of internal control stated in the Guidance Note on Audit of Internal Financial Controls Over Financial Reporting issued by the ICAI.

For and on behalf of
S.B.DANDEKER & CO.
Chartered Accountants
Firm Regn No.301009E




Kedarashish Bapat
Partner
M.No.- 057903

UDIN: 24057903BJZWD4764

Place: Kolkata
Date: 30th May, 2024

KANORIA SECURITIES & FINANCIAL SERVICES LIMITED

Consolidated Balance Sheet as at 31st March, 2024

(₹ in hundreds)

Particulars	Note No.	As at 31-03-2024	As at 31-03-2023
ASSETS			
Financial Assets			
Cash and cash equivalents	4	413,250	47,901
Bank Balance other than (a) above	5	4,954	4,631
Loans	6	636,677	325,583
Current Investments	7	6,242	5,310
Non- Current Investments	8	460,645	976,264
Other Financial Assets	9	103,576	101,474
Total Financial Assets		1,625,344	1,461,163
Non Financial Assets			
Property, Plant and Equipment	10	19,271	19,271
Deferred Tax Asset		-	7,716
Total Non Financial Assets		19,271	26,987
Total Assets		1,644,615	1,488,150
LIABILITIES AND EQUITY			
LIABILITIES			
Financial Liabilities			
Payables			
Trade Payables			
i) Total outstanding dues of micro enterprises and other small enterprises		-	-
ii) Total outstanding dues of creditors other than micro enterprises and other small enterprises		-	-
Other Payables			
i) Total outstanding dues of micro enterprises and other small enterprises		-	-
ii) Total outstanding dues of creditors other than micro enterprises and other small enterprises		20,689	21,062
Preference Shares	11	370,000	370,000
Borrowings	12	1,159,655	1,066,233
Other Financial Liabilities	13	71,808	71,808
Total Financial Liabilities		1,622,152	1,529,103
Non Financial Liabilities			
Deferred Tax Liability		6,258	-
Long Term Provisions	14	10,619	10,619
Total Non Financial Liabilities		16,877	10,619
Total Liabilities		1,639,029	1,539,722
Equity			
(a) Equity Share Capital	15	408,000	408,000
(b) Other Equity	16	(402,414)	(459,572)
Total Equity		5,586	(51,572)
Total Equity and Liabilities		1,644,615	1,488,150

PARTICULARS AS PER NBFC DIRECTION ANNEXED

As per our Report of even date.

For S. B. DANDEKER & CO.

CHARTERED ACCOUNTANTS

F.R.N: 301009E

For and on behalf of the Board

(KEDARASHISH BAPAT)

PARTNER

Membership No. 057903

Rajeev Agarwal

Director

DIN: 00337332

A K Goenka

Whole Time Direct

DIN: 00312823

Place : Kolkata

Dated: 30th May, 2024

UDIN: 24057903BJZWDM4764

Ajit P. Walwaikar

Company Secretary

KANORIA SECURITIES & FINANCIAL SERVICES LIMITED
Consolidated Statement of Profit & Loss for the year ended 31st March, 2024

(₹ in hundreds)

Sl.no.	Particulars	Note no.	Year Ended 31-03-2024	Year Ended 31-03-2023
	Revenue from operations			
	Interest Income	17	93,332	71,099
	Dividend Income		5,956	12,923
	Other Operating Income	18	931	(3,696)
I	Total Revenue from operations		100,219	80,326
II	Other Income	19	681	7,079
III	Total Income (I+II)		100,900	87,405
IV	EXPENSES:			
	Finance Costs	20	101,563	105,796
	Employee Benefits Expense	21	1,220	-
	Other Expenses	22	61,710	3,826
	Total Expenses (IV)		164,493	109,622
V	PROFIT/(LOSS) BEFORE TAX (III-IV)		(63,593)	(22,217)
VI	TAX EXPENSES			
	Current Tax		-	-
	Earlier Years Tax		-	153
	Deferred Tax		-	-
VII	PROFIT/(LOSS) FOR THE YEAR (V-VI) AFTER TAX		(63,593)	(22,370)
VIII	PROFIT/LOSS ATTRIBUTABLE TO THE NON-CONTROLLING INTEREST			
			-	-
IX	PROFIT/LOSS ATTRIBUTABLE TO THE OWNERS OF THE COMPANY		(63,593)	(22,370)
X	OTHER COMPREHENSIVE INCOME			
	A. (i) Items that will not be reclassified to profit or loss		134,370	(86,118)
	loss		13,974	(8,956)
	B. (i) Items that will be reclassified to profit or loss		-	-
	(ii) Income taxes on items that will be reclassified to profit or loss		-	-
	OTHER COMPREHENSIVE INCOME ATTRIBUTABLE TO THE NON CONTROLLING INTEREST		-	-
	OTHER COMPREHENSIVE INCOME ATTRIBUTABLE TO THE SHAREHOLDERS OF THE COMPANY		-	-
	TOTAL OTHER COMPREHENSIVE INCOME (NET OF TAXES)		120,396	(77,162)
XI	Total Comprehensive Income/(Loss) for the year (VII + X)		56,803	(99,532)
XII	TOTAL COMPREHENSIVE INCOME ATTRIBUTABLE TO THE NON CONTROLLING INTEREST			
			-	-
XIII	TOTAL COMPREHENSIVE INCOME ATTRIBUTABLE TO THE SHAREHOLDERS OF THE COMPANY		56,803	(99,532)
XIV	Earnings per Equity Share [Nominal Value of Share - Rs. 10]			
	Basic & Diluted	23	(1.56)	(0.55)
	Significant accounting policies	3		

PARTICULARS AS PER NBFC DIRECTION ANNEXED

As per our Report of even date.
For **S. B. DANDEKER & CO.**
CHARTERED ACCOUNTANTS
F.R.N: 301009E

(KEDARASHISH BAPAT)
PARTNER
Membership No. 057903

Place : Kolkata
Dated: 30th May, 2024
UDIN: 24057903BJZWD4764

For and on behalf of the Board

Rajeev Agarwal
Director
DIN: 00337332

A K Goenka
Whole Time Direc
DIN: 00312823

Ajit P. Walwaikar
Company Secretary

KANORIA SECURITIES & FINANCIAL SERVICES LIMITED

Consolidated Cash Flow Statement for the year ended 31st March, 2024

(₹ in hundreds)

Particulars	Year Ended 31-03-2024		Year Ended 31-03-2023	
A. CASH FLOW FROM OPERATING ACTIVITIES:				
Net Profit/(Loss) before tax & extra ordinary items:		(63,593)		(22,217)
Adjustments for:				
Depreciation	-		-	
Securities Transaction Tax	840		885	
Dividend Income	(5,956)		(12,923)	
Profit on Sale of Investments	57,964	52,848	1,561	(10,477)
Operating Profit before working capital changes		(10,745)		(32,694)
Adjustments for:				
(Increase)/Decrease in Investments on Fair Value through Profit and Loss Account	(932)		3,696	
Prior Period Error/Adjustment	355		-	
(Increase)/Decrease in Borrowings	93,422		(490,425)	
(Increase)/Decrease in Other Bank Balances	(323)		(225)	
(Increase)/Decrease in Other Payables	(373)		(1,866)	
(Increase)/Decrease in Other Receivables	-		450	
(Increase)/Decrease in Loans Given	(309,640)		1,133,247	
(Increase)/Decrease in Other Financial Assets	(2,102)		3,604	
(Increase)/Decrease in Trade Receivables	-		80,108	
(Increase)/Decrease in Other Financial Liabilities	-		(86,094)	
		(219,593)		642,495
Cash generated from operations		(230,338)		609,801
Direct Taxes Paid		(1,453)		11,411
Net Cash From operating activities (A)		(231,791)		621,212
B. Cash Flow from Investing Activities:				
Securities Transaction Tax	(840)		(885)	
Dividend Income	5,956		12,923	
Profit on Sale of Investments	(57,964)		(1,561)	
Sale/(Purchase) of Investments	649,988	597,140	(638,782)	(628,305)
Net Cash inflow from Investing Activities (B)		597,140		(628,305)
C. Cash Flow from Financing Activities:				
Interest paid on short term borrowings		-		-
Net Cash from Financing Activities (C)		-		-
Net Increase/(Decrease) in cash & cash equivalents (A+B+C)		365,349		(7,093)
Cash & cash equivalents as at 1st April, 2022		47,901		54,994
Cash & cash equivalents as at 31st March, 2023		413,250		47,901

NOTE : FIGURES IN BRACKET REPRESENT OUTFLOW

PARTICULARS AS PER NBFC DIRECTION ANNEXED

As per our Report of even date.

For S. B. DANDEKER & CO.

CHARTERED ACCOUNTANTS

F.R.N: 301009E

For and on behalf of the Board

(KEDARASHISH BAPAT)

PARTNER

Membership No. 057903

Rajeev Agarwal

Director

DIN: 00337332

A K Goenka

Whole Time Director

DIN: 00312823

Ajit P. Walwaikar

Company Secretary

Place : Kolkata

Dated: 30th May, 2024

UDIN: 24057903BJZWDM4764

KANORIA SECURITIES & FINANCIAL SERVICES LIMITED
Consolidated Statement of Changes in Equity for the year ended 31st March, 2024

Current Reporting Period

(₹ in hundreds)

Balance at the beginning of the current reporting period	Changes in Equity Share Capital due to prior period errors	Restated balance at the beginning of the current reporting period	Changes in equity share capital during the current year	Balance at the end of the current reporting period
408,000	-	408,000	-	408,000

Previous Reporting Period

(₹ in hundreds)

Balance at the beginning of the previous reporting period	Changes in Equity Share Capital due to prior period errors	Restated balance at the beginning of the previous reporting period	Changes in equity share capital during the previous year	Balance at the end of the previous reporting period
408,000	-	408,000	-	408,000

B. Other Equity

Current Reporting Period

(₹ in hundreds)

Particulars	Statutory Reserve	Retained Earnings	Other Comprehensive Income	Total
Balance as at 1st April, 2023	39,004	(432,095)	(66,481)	(459,572)
errors	-	355	-	355
Restated balance at the beginning of the current reporting period	39,004	(431,740)	(66,481)	(459,217)
Profit/Loss for the year	-	(63,593)	-	(63,593)
Other Comprehensive Income	-	-	120,396	120,396
Total Comprehensive Income	-	(63,593)	120,396	56,803
Transfer to Statutory Reserve	-	-	-	-
Balance as at 31st March, 2024	39,004	(495,333)	53,915	(402,414)

Previous Reporting Period

(₹ in hundreds)

Particulars	Statutory Reserve	Retained Earnings	Other Comprehensive Income	Total
Balance as at 1st April, 2022	39,004	(409,725)	10,681	(360,040)
errors	-	-	-	-
Restated balance at the beginning of the previous reporting period	39,004	(409,725)	10,681	(360,040)
Profit/Loss for the year	-	(22,370)	-	(22,370)
Other Comprehensive Income	-	-	(77,162)	(77,162)
Total Comprehensive Income	-	(22,370)	(77,162)	(99,532)
Transfer to Statutory Reserve	-	0.0	-	-
Balance as at 31st March, 2023	39,004	(432,095)	(66,481)	(459,572)

PARTICULARS AS PER NBFC DIRECTION ANNEXED

As per our Report of even date.

For S. B. DANDEKER & CO.

CHARTERED ACCOUNTANTS

F.R.N: 301009E

For and on behalf of the Board

(KEDARASHISH BAPAT)

PARTNER

Membership No. 057903

Rajeev Agarwal

Director

DIN: 00337332

A K Goenka

Whole Time Director

DIN: 00312823

Place : Kolkata

Dated: 30th May, 2024

UDIN: 24057903BJZWDM4764

Ajit P. Walwaikar

Company Secretary

KANORIA SECURITIES & FINANCIAL SERVICES LIMITED
Notes on Consolidated Financial Statements for the year ended 31st March, 2024

1 Company Overview

Kanoria Securities & Financial Services Limited ("The Company") is a Non Banking Finance Company having its Registered office at 8, B.B.D Bagh East Kolkata 700001. The company was incorporated on 30th August 1916. The company's shares are listed on The Calcutta Stock Exchange Limited(CSE).

2 Basis of Preparation

a) Statement of Compliance

These Financial Statements are prepared in accordance with the provisions of the Companies Act, 2013 ('Act') (to the extent notified) and Indian Accounting Standards (Ind AS) under the historical cost convention on the accrual basis except for certain financial instruments which are measured at fair values. The Ind AS are prescribed under Section 133 of the Act read with Rule 3 of the Companies (Indian Accounting Standards) Rules, 2015 (as amended).

The Company has adopted all the Ind AS standards and adoption was carried out in accordance with Ind AS 101- First time adoption of Indian Accounting Standards. The transition was carried out from Indian Accounting Principles generally accepted in India as prescribed under Section 133 of the Act, read with Rule 7 of the Companies (Accounts) Rules, 2014 (IGAAP) which was the previous GAAP with 1st April, 2018 as the transition date.

Accounting policies have been consistently applied except where a newly issued accounting standard is initially adopted or a revision to an existing standard requires a change in the accounting policy hitherto in use.

b) Functional and Presentation Currency

The Financial statements are presented in Indian Rupees which is Company's presentation currency. The functional currency of the Company is also Indian Rupees.

c) Basis of measurement

The financial statements have been prepared on historical cost convention on the accrual basis, except for certain Financial Assets and Financial Liabilities measured at fair value.

Fair value is the price that would be received on the sale of an asset or paid to transfer a liability in an orderly transaction between market participants at the measurement date under current market conditions, regardless of whether that price is directly observable or estimated using another valuation technique. In determining the fair value of an asset or a liability, the Company takes into account the characteristics of the asset or liability if market participants would take those characteristics into account when pricing the asset or liability at the measurement date.

d) Use of Judgments and estimates

In preparing these financial statements, management has made judgements, estimates and assumptions that affect the application of accounting policies and the reported amounts of assets, liabilities, income and expenses. Actual results may differ from these estimates.

Estimates and underlying assumptions are reviewed on an ongoing basis. Revisions to accounting estimates are recognised prospectively.

Critical accounting judgements and key sources of estimation uncertainty: Key assumptions —

(i) Fair value measurement of Financial Instruments:

When the fair values of financial assets and financial liabilities recorded in the Balance Sheet cannot be measured based on quoted prices in active markets, their fair value is measured using certain valuation techniques. The inputs to these models are taken from observable markets where possible, but where this is not feasible, a degree of judgement is required in establishing fair values. Judgements include considerations of inputs such as liquidity risk, credit risk and volatility.



(ii) Recognition and measurement of provisions and contingencies:

The certain key assumptions about the likelihood and magnitude of an outflow of resources. Provision is towards known contractual obligation, litigation cases and pending assessments in respect of taxes, duties and other levies, if any, in respect of which management believes that there are present obligations and the settlement of such obligations are expected to result in outflow of resources, to the extent provided for.

e) Measurement of fair values

A number of the Company's accounting policies and disclosures require the measurement of fair values, for both financial and non-financial assets and liabilities. The Company has an established control framework with respect to the measurement of fair values. The management regularly reviews significant unobservable inputs and valuation adjustments.

Fair values are categorised into different levels in a fair value hierarchy based on the inputs used in the valuation techniques as follows:

- Level 1: quoted prices (unadjusted) in active markets for identical assets or liabilities.
- Level 2: inputs other than quoted prices included in Level 1 that are observable for the asset or liability, either directly (i.e. as prices) or indirectly (i.e. derived from prices).
- Level 3: inputs for the asset or liability that are not based on observable market data (unobservable inputs).

When measuring the fair value of an asset or a liability, the Company uses observable market data as far as possible. If the inputs used to measure the fair value of an asset or a liability fall into different levels of the fair value hierarchy, then the fair value measurement is categorised in its entirety in the same level of the fair value hierarchy as the lowest level input that is significant to the entire measurement.

The Company recognises transfers between levels of the fair value hierarchy at the end of the reporting period during which the change has occurred.

3 Significant accounting policies

A) Operating Cycle

All assets and liabilities have been classified as current or non-current as per the Company's normal operating cycle and other criteria set out in the Schedule III to the Companies Act, 2013 and Ind AS 1 – Presentation of Financial Statements based on the nature of products and the time between the acquisition of assets for processing and their realisation in cash and cash equivalents.

B) Financial Instruments

A financial instrument is any contract that gives rise to a financial asset of one entity and a financial liability or equity instrument of another entity.

i. Financial Assets

Initial recognition and measurement

All financial assets are recognised initially at fair value plus in the case of financial assets not recorded at fair value through profit or loss, transaction costs that are attributable to the acquisition of the financial asset. Trade receivables are initially measured at transaction price. Regular way purchase and sale of financial assets are accounted for at trade date.

Subsequent measurement

For purposes of subsequent measurement, financial assets are classified in three categories:

- Amortised cost
- Fair value through other comprehensive income (FVTOCI)
- Fair value through profit or loss (FVTPL)

Financial assets are not reclassified subsequent to their initial recognition, except if and in the period the Company changes its business model for managing financial assets.



Financial assets at amortised cost

A financial asset is measured at amortised cost if it is held within a business model whose objective is to hold the asset in order to collect contractual cash flows and the contractual terms of the financial asset give rise on specified dates to cash flows that are solely payments of principal and interest on the principal amount outstanding. The effective interest rate (EIR) amortisation is included in finance income in the profit or loss.

Financial assets at FVTOCI

A financial asset is measured at FVTOCI if it is held within a business model whose objective is achieved by both collecting contractual cash flows and selling financial assets and the contractual terms of the financial asset give rise on specified dates to cash flows that are solely payments of principal and interest on the principal amount

Financial assets included within the FVTOCI category are measured initially as well as at each reporting date at fair value. Fair value movements are recognized in the other comprehensive income (OCI).

Financial assets at FVTPL

A financial asset which is not classified in any of the above categories are measured at FVTPL.

Financial assets included within the FVTPL category are measured at fair value with all changes recognised in the Statement of Profit & Loss.

Other equity investments

All other equity investments are measured at fair value, with value changes recognised in Statement of Profit and Loss, except for those equity investments for which the Company has elected to present the value changes in 'Other Comprehensive Income'. However, in limited circumstances, cost may be appropriate estimate of fair value. That may be the case if insufficient recent information is available to measure fair value, or if there is wide range of possible fair value measurements and cost represents the best estimate of fair value within that range.

Derecognition

The Company derecognizes a financial asset when the contractual rights to the cash flows from the financial asset expire or it transfers the financial asset and the transfer qualifies for derecognition under Ind AS 109.

ii. Financial liability**Initial recognition and measurement**

Financial liabilities are initially recognised at fair value plus any transaction cost that are attributable to the acquisition of the financial liabilities except financial liabilities at fair value through profit or loss which are initially measured at fair value.

Subsequent measurement

For purposes of subsequent measurement, financial liabilities are classified in following categories:

- Financial liabilities through profit or loss (FVTPL)
- Financial liabilities at amortised cost

Financial liabilities through FVTPL

A financial liability is classified as at FVTPL if it is classified as held-for-trading, or it is a derivative or it is designated as such on initial recognition. Financial liabilities at FVTPL are measured at fair value and net gains and losses, including any interest expense, are recognised in profit or loss.



Financial liabilities at amortised cost

Other financial liabilities are subsequently measured at amortised cost using the effective interest method. Interest expense and foreign exchange gains and losses are recognised in profit or loss. Any gain or loss on derecognition is also recognised in profit or loss.

Interest bearing loans and borrowings are subsequently measured at amortised cost using the EIR method. Gains and losses are recognised in profit or loss when the liabilities are derecognised as well as through the EIR amortisation process. For trade and other payables maturing within one year from the balance sheet date, the carrying amounts approximates fair value due to the short maturity of these instruments.

Derecognition

A financial liability (or a part of a financial liability) is derecognized from the Company's Balance Sheet when the obligation specified in the contract is discharged or cancelled or expires.

An exchange between an existing borrower and lender of debt instruments with substantially different terms shall be accounted for as an extinguishment of the original financial liability and the recognition of a new financial liability. Similarly, a substantial modification of the terms of an existing financial liability or a part of it (whether or not attributable to the financial difficulty of the debtor) shall be accounted for as an extinguishment of the original financial liability and the recognition of a new financial liability.

The difference between the carrying amount of a financial liability (or part of a financial liability) extinguished or transferred to another party and the consideration paid, including any non-cash assets transferred or liabilities assumed, shall be recognised in profit or loss.

Offsetting of financial instruments

Financial assets and financial liabilities are offset and the net amount presented in the balance sheet when, and only when, the Company currently has a legally enforceable right to set off the amounts and it intends either to settle them on a net basis or to realise the asset and settle the liability simultaneously.

C) Impairment

Impairment of financial instruments : financial assets

Expected credit losses are recognized for all financial assets subsequent to initial recognition other than financials assets in FVTPL category.

For financial assets other than trade receivables, as per Ind AS 109, the Company recognises 12 month expected credit losses for all originated or acquired financial assets if at the reporting date the credit risk of the financial asset has not increased significantly since its initial recognition. The expected credit losses are measured as lifetime expected credit losses if the credit risk on financial asset increases significantly since its initial recognition. The Company's trade receivables do not contain significant financing component and loss allowance on trade receivables is measured at an amount equal to life time expected losses i.e. expected cash shortfall.

The impairment losses and reversals are recognised in Statement of Profit and Loss.

Impairment of non-financial assets

The Company's non-financial assets are reviewed at each reporting date to determine whether there is any indication of impairment. For impairment testing, assets that do not generate independent cash inflows are grouped together into cash-generating units (CGUs). Each CGU represents the smallest Company of assets that generates cash inflows that are largely independent of the cash inflows of other assets or CGUs. If any such indication exists the recoverable amount of an asset or CGU is estimated to determine the extent of impairment, if any. When it is not possible to estimate the recoverable amount of an individual asset, the Company estimates the recoverable amount of the CGU to which the asset belongs.

An impairment loss is recognised in the Statement of Profit and Loss to the extent, asset's carrying amount exceeds its recoverable amount. The recoverable amount is higher of an asset's fair value less cost of disposal and value in use. Value in use is based on the estimated future cash flows, discounted to their present value using pre-tax discount rate that reflects current market assessments of the time value of money and risk specific to the assets.

The impairment loss recognised in prior accounting period is reversed if there has been a change in the estimate of recoverable amount.



D) Provisions (other than for employee benefits)

Provisions are recognised when the Company has a present obligation (legal or constructive) as a result of a past event, it is probable that an outflow of resources embodying economic benefits will be required to settle the obligation and a reliable estimate can be made of the amount of the obligation.

If the effect of the time value of money is material, provisions are discounted using a current pre-tax rate that reflects, when appropriate, the risks specific to the liability. When discounting is used, the increase in the provision due to the passage of time is recognised as a finance cost.

E) Revenue Recognition

Revenue is recognised to the extent it is probable that the economic benefits will flow to the company and the revenue can be reliably measured, regardless of when the payment is being made. Revenue is measured at the fair value of the consideration received or receivable, taking into account contractually defined terms of payment and excluding taxes or duties collected on behalf of the government.

F) Recognition of dividend income, interest income or expense

Dividend income is recognised in profit or loss on the date on which the Company's right to receive payment is established.

Interest income or expense is recognised using the effective interest method.

G) Income tax

Income tax expense comprises of current and deferred tax. Current tax and deferred tax is recognized in the statement of profit or loss except to the extent that it relates to a business combination, or items recognized directly in equity or in OCI.

Current tax

Current tax assets and liabilities are measured at the amount expected to be recovered from or paid to the taxation authorities, based on tax rates and laws that are enacted or substantively enacted at the Balance sheet date.

Deferred tax

Deferred tax is recognised on temporary differences between the carrying amounts of assets and liabilities in the Financial Statements and the corresponding tax bases used in the computation of taxable profit.

Deferred tax liabilities and assets are measured at the tax rates that are expected to apply in the period in which the liability is settled or the asset realised, based on tax rates (and tax laws) that have been enacted or substantively enacted by the end of the reporting period. The carrying amount of Deferred tax liabilities and assets are reviewed at the end of each reporting period.

H) Earnings per Share

Basic earnings per share is calculated by dividing the net profit or loss for the period attributable to equity shareholders by the weighted average number of equity shares outstanding during the period.

For the purpose of calculating diluted earnings per share, the net profit or loss for the period attributable to equity shareholders and the weighted average number of shares outstanding during the period are adjusted for the effects of all dilutive potential equity shares.

I) Property, Plant and Equipment

Property, plant and equipment (PPE) are stated at cost of acquisition or deemed cost on the date of transition less accumulated depreciation and impairment losses, if any. Cost of an asset comprises of cost of acquisition or construction and includes, where applicable, inward freight, duties and taxes, installation expenses, professional fees, borrowing costs, initial estimates of the cost of dismantling, cost of replacing parts of the property, plant and equipment's and other costs directly attributable to the bringing the asset to the location and condition necessary for it to be capable of operating in the intended manner and purposes. Capital Spare parts which are integral part of the plant and equipment are capitalised. When significant parts of plant and equipment are required to be replaced at intervals, the same are capitalised and old component is derecognised.

When parts of an item of property, plant and equipment have different useful lives, they are accounted for as separate items (major components) of property, plant and equipment. Assets to be disposed off are reported at the lower of the carrying value or the fair value less cost to sell.

Depreciation on PPE commences when the assets are ready for their intended use. Depreciation has been provided as per the useful life specified under Schedule II to the Companies Act, 2013.



J) Principles of Consolidation

Subsidiaries

Subsidiaries are the entities (including structured entities) over which the Group has control. The Group controls an entity when the group is exposed to or has rights to, variable returns from its involvement with the entity and has the ability to affect those returns through its power to direct the relevant activities of the entity. Consolidation of subsidiary begins when the Group obtains control over the subsidiary and ceases when the Group loses control of the subsidiary. Assets, liabilities, income and expenses of a subsidiary acquired or disposed of during the year are included in the Consolidated Financial Statements from the date the Group gains the control until the date the Group ceases to control the subsidiary.

The Group combines the financial statements of the parent and its subsidiaries line by line adding together like items of assets, liabilities, equity, income and expenses. Intra-group transactions, balances and unrealised profits on transactions between group companies are eliminated in full. Unrealised losses are also eliminated unless the transaction provides evidence of an impairment of the transferred assets. Appropriate adjustments for deferred taxes are made for temporary differences that arise from the elimination of unrealised profits and losses from intra-group transactions or undistributed earnings of Group's entity included in consolidated profit and loss, if any.

The Consolidated Financial Statements are prepared using uniform accounting policies for like transactions and other events in similar circumstances. If a member of the Group uses accounting policies other than those adopted in the Consolidated Financial Statements for like transactions and events in similar circumstances, appropriate adjustments are made to that group member's financial statements to ensure conformity with the group's accounting policies. The financial statements of all entities used for the purpose of consolidation are drawn up to the same reporting date as that of the parent company. When the end of the reporting period of the parent is different from that of a subsidiary, the subsidiary prepares additional financial information as of the same date as the financial statements of the parent to enable the parent to consolidate the financial information of the subsidiary, unless it is impractical to do so.

Non-controlling interest in the profit / loss and equity of the subsidiaries are shown separately in the consolidated statement of profit and loss and the consolidated balance sheet, respectively.

A change in the ownership interest of a subsidiary, without a loss of control, is accounted for as an equity transaction. This results in an adjustment between the carrying amounts of the controlling and noncontrolling interests to reflect their relative interests in the subsidiary. Any difference between the amount of the adjustment to non-controlling interests and any consideration paid or received is recognised within equity.

In case the Group ceases to consolidate a subsidiary because of a loss of control, any retained interest in the entity is remeasured to its fair value. This fair value becomes the initial carrying amount for the purpose of subsequently accounting for the retained interest as an associate, joint venture or financial assets. When the Group loses control over a subsidiary, it derecognises the assets, including goodwill, and liabilities of the subsidiary, carrying amount of any non-controlling interests, cumulative translation differences recorded in equity and recognise resulting difference between the fair value of the investment retained and the consideration received and total of amount derecognised as gain or loss attributable to the Parent. In addition, amounts, if any, previously recognised in Other Comprehensive Income in relation to that entity are reclassified to profit or loss or retained earnings, as would be required if the parent had directly disposed of the related assets or liabilities.



KANORIA SECURITIES & FINANCIAL SERVICES LIMITED

Notes on Consolidated Financial Statements for the year ended 31st March, 2024

(₹ in hundreds)

Notes	Particulars	31/03/2024	31/03/2023
4	Cash & Cash Equivalents		
	Cash in hand	-	-
	Balances with Banks - in current accounts	413,250	47,901
		413,250	47,901

(₹ in hundreds)

Notes	Particulars	31/03/2024	31/03/2023
5	Other Bank Balances		
	In Fixed Deposits (with maturity of more than 3 months and upto 12 months)	4,954	4,631
		4,954	4,631

(₹ in hundreds)

Notes	Particulars	31/03/2024	31/03/2023
6	Loans		
	- Related Party	19,682	14,640
	- Others	616,995	310,943
		636,677	325,583



KANORIA SECURITIES & FINANCIAL SERVICES LIMITED
Notes on Consolidated Financial Statements for the year ended 31st March, 2024

(₹ in hundreds)

Notes	Particulars	No. of Shares/Units	Amount as on 31-03-2024	No. of Shares/Units	Amount as on 31-03-2023
7	Current Investments				
	At Fair Value through Profit and Loss (FVTPL)				
	Fully Paid Equity Shares-Quoted				
	Arvind Polycot Ltd	2,000	147	2,000	147
	Banswara Synthetics Ltd	4,050	5,838	4,050	4,906
	Gremach CNC Ltd	4,000	152	4,000	152
	Rajratan Synthetics Ltd	9,000	90	9,000	90
	Tru. SHT. Ltd	2,000	15	2,000	15
			6,242		5,310

(₹ in hundreds)

Notes	Particulars	No. of Shares/Units	Amount as on 31-03-2024	No. of Shares/Units	Amount as on 31-03-2023
8	Non Current Investments				
	At Cost				
	<u>In fully paid up Equity Shares</u>				
	Tirupati Holding Ltd	750,000	40,200	750,000	40,200
	Pradyumna Finance & Properties Ltd	125,000	12,559	125,000	12,559
	Supertech Additives Ltd	125,000	12,559	125,000	12,559
	Samaresh Investments Ltd	85,000	9,925	85,000	9,925
	New India Shipping Lines Ltd	38,000	4,560	38,000	4,560
	Ltd	20,000	1,200	20,000	1,200
	Anchor Leasing Ltd	62,000	7,008	62,000	7,008
			88,011		88,011
	<u>In fully paid up Non - Cumulative Redeemable Preference Shares</u>				
	Kay-Sec Brokerage House India Ltd	50000	50,250	50000	50,250
	Pradyumna Finance & Properties Ltd	534,600	53,727	534,600	53,727
	Supertech Additives Ltd	50,000	50,250	50,000	50,250
			154,227		154,227
	At Fair Value through Other Comprehensive Income				
	Fully Paid Equity Shares-Quoted				
	Alok Industries Ltd	100,000	25,850	-	-
	Central Bank of India	22,000	13,156	-	-
	Chemplast Sanmar Ltd	-	-	7,700	26,785
	IDFC Limited	-	-	20,000	15,720
	Indiabulls Real Estates Ltd	40,000	46,380	5,000	2,445
	India Grid Trust	-	-	250,800	338,028
	JIO fin SERVICES ltd	9,000	31,837	-	-
	Poonawalla Fincorp Ltd	8,200	38,179	8,200	23,985
	Trust	-	-	222,834	273,016
	Steel Authority of India Ltd	20,000	26,850	20,000	16,540
	Tata Motors Ltd	2,000	19,856	5,000	21,040
	Vedanta Limited	6,000	16,299	6,000	16,467
			218,407		734,026
			460,645		976,264

8a. Refer note on Other Equity Investments under Note 3 Significant Accounting policies. Due to the exceptional circumstances therein described cost has been taken to be the best estimate of fair value in case of some of the investments.



KANORIA SECURITIES & FINANCIAL SERVICES LIMITED

Notes on Consolidated Financial Statements for the year ended 31st March, 2024

(₹ in hundreds)

Notes	Particulars	31/03/2024	31/03/2023
9	Other financial assets		
	Balances with Govt Authorities	3,178	2,899
	Advances	27,042	26,662
	Income Tax Payments (Net of Provisions)	9,794	8,340
	Interest Receivable	63,562	63,573
		103,576	101,474

(₹ in hundreds)

Notes	Particulars	Plant and Machinery given on lease	Furniture and Fixtures	Office Equipments	Total
10	Property Plant and Equipment				
	(A) Gross Carrying Value				
	As at 1st April, 2022	256,657	340	91	257,088
	Additions	-	-	-	-
	Disposals / deductions	-	-	-	-
	As at 31st March, 2023	256,657	340	91	257,088
	Additions	-	-	-	-
	Disposals / deductions	-	-	-	-
	As at 31st March, 2024	256,657	340	91	257,088
	(B) Accumulated Depreciation				
	As at 1st April, 2022	237,399	332	86	237,817
	Charge for the year	-	-	-	-
	Deductions	-	-	-	-
	As at 31st March, 2023	237,399	332	86	237,817
	Charge for the year	-	-	-	-
	Deductions	-	-	-	-
	As at 31st March, 2024	237,399	332	86	237,817
	(C) Net Block (A-B)				
	As at 1st April, 2022	19,258	8	5	19,271
	As at 31st March, 2023	19,258	8	5	19,271
	As at 31st March, 2024	19,258	8	5	19,271

Note a: The company considers 5% of the asset value as residual value and does not provide depreciation on such assets which have been depreciated to the extent of 95 per cent of the acquisition cost.

The lease period of the fixed assets of the Company on lease has expired and these assets are in the possession of the lessee but are carried in the books pending final settlement of disputes and recovery of lease dues from them. In view of the status of the Company's leased assets, no depreciation is charged on the same.



(₹ in hundreds)

Notes	Particulars	31/03/2024	31/03/2023
11	Preference Shares		
	7.5% Non Cumulative Redeemable Preference Shares of Rs 100 each	370,000	370,000
		370,000	370,000

3,70,000 7.5% Non Cumulative Redeemable Preference Shares of Rs 100 each are redeemable before the expiry of a period of ten years from the date of allotment i.e. 18th March, 2002, subject to the option of the Company to redeem the same at any time after three years from the date of allotment either in whole or in parts by giving three months' notice. The Preference shares are pending for redemption in accordance with section 55 of the Companies Act, 2013.

(₹ in hundreds)

Notes	Particulars	31/03/2024	31/03/2023
12	Borrowings		
	Unsecured Loans from Related Parties	35,024	75,024
	Unsecured Loans from Others	1,124,631	991,209
		1,159,655	1,066,233

(₹ in hundreds)

Notes	Particulars	31/03/2024	31/03/2023
13	Other Short Term Financial Liabilities		
	Interest Payable	32,400	32,400
	Security Deposits	16,860	16,860
	Other Liabilities	22,548	22,548
		71,808	71,808

(₹ in hundreds)

Notes	Particulars	31/03/2024	31/03/2023
14	Long Term Provisions		
	Provision for Non Performing Leased Assets	10,619	10,619
		10,619	10,619

(₹ in hundreds)

Notes	Particulars	31/03/2024	31/03/2023
15	Share Capital		
	Authorised		
	2,50,00,000 (31st March 2023 : 2,50,00,000) Equity Shares of Rs 10 each	2,500,000	2,500,000
	10,00,000(31st March 2023 : 10,00,000) 7.5% Non Cumulative Redeemable Preference Shares of Rs 100 each	1,000,000	1,000,000
		3,500,000	3,500,000
	Issued Subscribed and Fully Paid up		
	40,80,000 (31st March 2023 : 40,80,000) Equity Shares of Rs 10 each issued otherwise than in cash	408,000	408,000
		408,000	408,000



15a) 39,90,000 Equity shares were allotted as fully paid-up by way of Bonus Shares by capitalisation of Reserves.

15b) Reconciliation of shares outstanding at the beginning and at the end of the reporting period

Notes	Particulars	31/03/2024		(₹ in hundreds)	31/03/2023	
		No. of shares	(₹ in hundreds)		No. of shares	(₹ in hundreds)
	At the beginning of the period	4,080,000	408,000	408,000	4,080,000	408,000
	Outstanding at the end of the period	4,080,000	408,000	408,000	4,080,000	408,000

15c) Terms/rights attached to equity shares

The Company has only one class of equity shares having a par value of ₹10 per share. Each holder of equity shares is entitled to one vote per share.

15d) Details of shareholders holding more than 5% shares in the company

Notes	Particulars	31/03/2024		% holding in the class	31/03/2023	
		No. of shares	% holding in the class		No. of shares	% holding in the class
	NAME OF THE SHAREHOLDERS					
	Pratap Holdings Ltd (Holding Company)	3,524,151	86.38%	86.38%	3,524,151	86.38%

15e) Disclosure of Shareholding of Promoters

Disclosure of shareholding of promoters as at March 31, 2024 is as follows

Shares held by the promoter at the end of the year				% Change during the Year
S.no	Promoter Name	No. of Shares	% of Total Shares	
1	Pratap Holdings Ltd (Holding Company)	3,524,151	86.38%	Nil

Disclosure of shareholding of promoters as at March 31, 2023 is as follows

Shares held by the promoter at the end of the year				% Change during the Year
S.no	Promoter Name	No. of Shares	% of Total Shares	
1	Pratap Holdings Ltd (Holding Company)	3,524,151	86.38%	Nil



KANORIA SECURITIES & FINANCIAL SERVICES LIMITED
Notes on Consolidated Financial Statements for the year ended 31st March, 2024

(₹ in hundreds)

Notes	Particulars	1st April 2023	Movement during the year	31st March 2024	1st April 2022	Movement during the year	31st March 2023
16	Other Equity						
	Components						
	Statutory Reserve	39,004	-	39,004	39,004	-	39,004
	Retained Earnings	(431,740)	(63,593)	(495,333)	(409,725)	(22,370)	(432,095)
	Comprehensive Income	(66,481)	120,396	53,915	10,681.00	(77,162)	(66,481)
		(459,217)	56,803	(402,414)	(360,040)	(99,532)	(459,572)



KANORIA SECURITIES & FINANCIAL SERVICES LIMITED

Notes on Consolidated Financial Statements for the year ended 31st March, 2024

(₹ in hundreds)

Notes	Particulars	31/03/2024	31/03/2023
17	Interest on Loans		
	Income from financing activity	93,332	71,099
		93,332	71,099

(₹ in hundreds)

Notes	Particulars	31/03/2024	31/03/2023
18	Other Operating Income		
	Profit/(Loss) from capital market operations	931	(3,696)
		931	(3,696)

(₹ in hundreds)

Notes	Particulars	31/03/2024	31/03/2023
19	Other Income		
	Other Interest	659	2,301
	Profit/(Loss) on Sale of Shares	-	(2,859)
	Profit/(Loss) on Sale of Mutual Fund (Debt Fund)	-	1,298
	Profit/(Loss) on Speculation of Shares	-	-
	Profit/(Loss) on Derivatives	-	6,294
	Treasury income	22	45
		681	7,079

(₹ in hundreds)

Notes	Particulars	31/03/2024	31/03/2023
20	Finance Costs		
	Interest Paid on Loan	101,563	105,796
		101,563	105,796

(₹ in hundreds)

Notes	Particulars	31/03/2024	31/03/2023
21	Employee Benefits Expense		
	Salaries & Other Benefits	1,220	-
		1,220	-



(₹ in hundreds)

Notes	Particulars	31/03/2024	31/03/2023
22	Other Expenses		
	Payment to Auditors		
	- Audit fees	79	59
	- Other Taxation and certification matters	97	87
	Advertisement Expenses	278	278
	Legal & Professional Charges	539	1,277
	Filing Fees	384	76
	Profession Tax	50	125
	Membership & Subscription	801	757
	Empanelment Fees	153	-
	Website Development Charges	92	-
	Processing Fees	59	-
	Directors' Sitting fees	260	200
	Conveyance	72	60
	Securities Transaction Tax	840	885
	Loss on Sale of Shares	57,964	-
	Miscellaneous Expenses	42	22
		61,710	3,826

Notes	Particulars	31/03/2024	31/03/2023
23	Earnings Per Share		
	Weighted average number of Equity Shares outstanding during the year	4,080,000	4,080,000
	Number of Shares considered as weighted average shares and potential shares outstanding for calculation of Diluted Earnings Per Share	4,080,000	4,080,000
	Profit after Tax attributable to Equity Shareholders	(63,593)	(22,370)
	Nominal Value of Ordinary Shares	10	10
	Earnings Per Share (Basic)	(1.56)	(0.55)
	Earnings Per Share (Diluted)	(1.56)	(0.55)



KANORIA SECURITIES & FINANCIAL SERVICES LIMITED
Notes on Consolidated Financial Statements for the year ended 31st March, 2024

24. Operating Segments

An operating segment is a component of the Company that engages in business activities from which it may earn revenues and incur expenses, including revenues and expenses that relate to transactions with any of the Company's other components, and for which discrete financial information is available. All operating segments' operating results are reviewed regularly by the Company's management to make decisions about resources to be allocated to the segments and assess their performance.

The Company has only one reportable segment i.e. Non Banking Financial Company and hence IND AS 108 Operating Segments not applicable to the Company.

25. Related Party Disclosure

i) Name of the related parties where control exists irrespective of whether transactions have occurred or not

Enterprise which has Control over the entity

Particulars	Related Parties	Country of Incorporation	% Shareholding and Voting Power	
			31st March 2024	31st March 2023
Holding Company	Pratap Holdings Limited	India	86.38	86.38

ii) Name of the other related parties with whom transactions have taken during the year

a) Key Managerial Persons

1. Shri Rajeev Agarwal	Director
2. Shri Anil Kumar Goenka	Whole Time Director & Chief Financial Officer
3. Shri Biswaranjan Chakraborty	Director
4. Smt. Vandana Kanoria	Director
5. Shri Rohit Kumar Pandey	Director
6. Shri Sagar Shaw	Director

b) Relative of Key Managerial Person

1. Shri Ajay Kumar Kanoria
2. Shri Pranav Kanoria
3. Smt Urvi Sheth

c) Enterprise over which Key Managerial Person is having significant influence

1. Ajay Kumar Kanoria (HUF)
2. Ajay Kanoria Family Trust
3. Tanna Electro Mechanics Pvt Ltd

iii. Transactions with Related Parties

a. With Holding Company

(₹ in hundreds)

Particulars	Year ended	Opening Balance	Loans Given	Interest Accrued	Repayment	Closing Balance
Pratap Holdings Ltd	31/03/2024	14,640	4,000	1,042	-	19,682
(A Holding Company)	31/03/2023	10,603	3,250	787	-	14,640



b. Loan taken & Repayment thereof

Particulars	Year ended	Opening Balance	Loans Taken	Interest Accrued	Repayment	Closing Balance
Tanna Electro Mechanics Pvt Ltd	31/03/2024	45,604	-	2,290	42,290	5,604
	31/03/2023	11,604	88,000	4,069	58,069	45,604
Smt Vandana Kanoria	31/03/2024	-	574,000	19,489	593,489	-
	31/03/2023	534,500	1,198,000	9,745	1,742,245	-
Shri Ajay Kumar Kanoria	31/03/2024	-	-	-	-	-
	31/03/2023	110,000	-	7,353	117,353	-
Shri Pranav Kanoria	31/03/2024	-	-	-	-	-
	31/03/2023	50,000	-	55	50,055	-
Ajay Kumar Kanoria (HUF)	31/03/2024	-	-	-	-	-
	31/03/2023	111,069	-	7,425	118,494	-
Ajay Kanoria Family Trust	31/03/2024	29,420	-	2,354	2,354	29,420
	31/03/2023	29,420	-	2,354	2,354	29,420

c) Other Transactions

(₹ in hundreds)

Nature of Transactions	2023-24	2022-23
Directors Sitting Fees		
1. Shri Rajeev Agarwal	50	40
2. Shri Anil Kumar Goenka	62	40
3. Shri Biswaranjan Chakraborty	50	40
4. Smt Vandana Kanoria	20	-
5. Shri Rohit Kumar Pandey	50	40
6. Shri Sagar Shaw	40	40

26. Disclosure relating to loans or security given by the Company as per the requirements of section 186(4) of the Companies Act, 2013 as on 31st March, 2024.

Particulars	Loan amount	Purpose	Maturity
Pratap Holdings Ltd	19,682	Business purpose	After 1 Year
Williamson Magor & Co Ltd	240,000	Business purpose	Within 1 Year
Anil Limited	50,197	Business purpose	Within 1 Year
Capriccio Trading Pvt Ltd	5,500	Business purpose	Within 1 Year
Tirupati Screen Printing Co Ltd	21,657	Business purpose	After 1 Year
Kay-sec Brokerage House India Ltd	1,091	Business purpose	After 1 Year
Verdant Bio Agri LLP	69,100	Business purpose	Within 1 Year
Synagro Naturals LLP	183,700	Business purpose	Within 1 Year
Verdant Agro-Horti LLP	45,750	Business purpose	Within 1 Year



27 Financial Instruments and Related Disclosures

27.1 Fair values vs carrying amounts

The fair values of financial assets and liabilities, together with the carrying amounts shown in the statement of financial position of 31st March, 2024 are as follows:

(₹ in hundreds)

Particulars	Amortised cost	Financial assets/liabilities at fair value through profit or loss		Financial assets/liabilities at fair value through OCI		Total carrying amount	Fair value
		Designated upon initial recognition	Mandatory	instruments designated upon initial recognition	Mandatory		
Cash and cash equivalents	413,250	-	-	-	-	413,250	413,250
Bank Balance other than (a) above	4,954	-	-	-	-	4,954	4,954
Current Investments	-	5,037	-	-	-	5,037	6,242
Non- Current Investments	242,238	-	-	158,234	-	400,472	460,645
Loans	636,677	-	-	-	-	636,677	636,677
Other Financial Assets	103,576	-	-	-	-	103,576	103,576
	1,400,695	5,037	-	158,234	-	1,563,966	1,625,344
Borrowings	1,159,655	-	-	-	-	1,159,655	1,159,655
Other Payables	20,689	-	-	-	-	20,689	20,689
Preference Shares	370,000	-	-	-	-	370,000	370,000
Other financial liabilities	71,808	-	-	-	-	71,808	71,808
	1,622,152	-	-	-	-	1,622,152	1,622,152

The fair values of financial assets and liabilities, together with the carrying amounts shown in the statement of financial position of 31st March, 2023 are as follows:

(₹ in hundreds)

Particulars	Amortised cost	Financial assets/liabilities at fair value through profit or loss		Financial assets/liabilities at fair value through OCI		Total carrying amount	Fair value
		Designated upon initial recognition	Mandatory	instruments designated upon initial recognition	Mandatory		
Cash and cash equivalents	47,901	-	-	-	-	47,901	47,901
Bank Balance other than (a) above	4,631	-	-	-	-	4,631	4,631
Current Investments	-	5,037	-	-	-	5,037	5,310
Non- Current Investments	242,238	-	-	808,222	-	1,050,460	976,264
Loans	325,583	-	-	-	-	325,583	325,583
Other Financial Assets	101,474	-	-	-	-	101,474	101,474
	721,827	5,037	-	808,222	-	1,535,086	1,461,163
Borrowings	1,066,233	-	-	-	-	1,066,233	1,066,233
Other Payables	21,062	-	-	-	-	21,062	21,062
Preference Shares	370,000	-	-	-	-	370,000	370,000
Other financial liabilities	71,808	-	-	-	-	71,808	71,808
	1,529,103	-	-	-	-	1,529,103	1,529,103

27.2 Fair Value Measurement

The fair values of the financial assets and liabilities are included at the amount at which the instrument could be exchange in a current transaction between willing parties, other than in forced or liquidation sale.

The Company has established the following fair value hierarchy that categories the value into 3 levels. The inputs to valuation techniques used to measure fair value of financial instruments are:

Level 1: The hierarchy uses quoted (adjusted) prices in active markets for identical assets or liabilities. The fair value of all bonds which are traded in the stock exchanges is valued using the closing price or dealer quotations as at the reporting date.

Level 2: The fair value of financial instruments that are not traded in an active market (for example traded bonds, over the counter derivatives) is determined using valuation techniques which maximise the use of observable market data and rely as little as possible on company specific estimates. If all significant inputs required to fair value an instrument are observable, the instrument is included in Level 2.

Level 3: If one or more of the significant inputs is not based on observable market data, the instrument is included in Level 3.



27.3 Financial risk management

The Company has exposure to the following risks arising from financial instruments:

- (i) Credit risk
- (ii) Liquidity risk
- (iii) Market risk

Risk management framework

The Company's principal financial liabilities comprises of borrowings, and trade and other payables. The main purpose of these financial liabilities is to finance the Company operations. The Company's principal financial assets include trade and other receivables, investments and cash and cash equivalents that derive directly from its operations.

The Company's activities expose it to a variety of financial risks, including market risk, credit risk and liquidity risk. The Company's primary risk management focus is to minimise potential adverse effects of market risk on its financial performance. The Company uses derivative financial instruments to mitigate foreign exchange related risk exposures.

The Company's exposure to credit risk is influenced mainly by the individual characteristic of each customer and the concentration of risk from the top few customers. The Company's risk management assessment and policies and processes are established to identify and analyse the risks faced by the Company, to set appropriate risk limits and controls, and to monitor such risks and compliance with the same. Risk assessment and management policies and processes are reviewed regularly to reflect changes in market conditions and the Company's activities.

This note presents information about the Company's exposure to each of the above risks, the Company's objectives, policies and processes for measuring and managing risk.

(i) Credit risk

Credit risk is the risk of financial loss to the Company if a customer or counterparty to a financial instrument fails to meet its contractual obligations, and arises principally from the Company's receivables from customers and loans. In addition, credit risk arises from finance guarantees.

Company's credit risk arises principally from the trade receivables and cash & cash equivalents.

Customer credit risk is managed centrally by the company through credit approvals establishing credit limits and continuously monitoring the credit worthiness of the customers to whom the credit is extended in the normal course of business. The concentration of credit risk is limited due to the fact that the customer base is large and unrelated. The Company estimates the Expected Credit Losses on the basis of its evaluation of each case. Provision is being made where the outstanding period exceeds 4 years @50% followed by further provision on year to year basis based on the management evaluation of each case.

Credit risks from balances with banks are managed in accordance with the Company's policy.

Exposure to credit risks

The carrying amount of financial assets represents the Company's maximum exposure to credit risk. The maximum exposure to credit risk as of 31st March, 2023 and 31st March, 2022 are as follows:

(₹ in hundreds)		
Particulars	31/03/2024	31/03/2023
Loans	636,677	325,583
Advances	27,042	26,662
	663,719	352,245

ii) Liquidity risk

Liquidity risk is defined as the risk that the Company will not be able to settle or meet its obligations on time or at reasonable price. Prudent liquidity risk management implies maintaining sufficient cash and marketable securities and the availability of funding through an adequate amount of credit facilities to meet obligations when due. The Company's finance team is responsible for liquidity, funding as well as settlement management. In addition, Processes and policies related to such risks are overseen by senior management. Management monitors the Company's liquidity position through rolling forecasts on the basis of expected cash flows. The Company's approach to managing liquidity is to ensure, as far as possible, that it will always have sufficient liquidity, subject to its restructuring proposals, to meet its liabilities when due, under both normal and stressed conditions.

In the opinion of the management, the Company's cash flow from business, borrowing or financing would be sufficient to meet the cash requirements for its operation with support of its lenders.

Exposure to liquidity risk

The table below provides details regarding the remaining contractual maturities of financial liabilities at the reporting date based on contractual undiscounted payments.

(₹ in hundreds)				
31st March 2024	year	1-5 years	>5 years	Total
Borrowings	1,159,655			1,159,655
Other Financial Liabilities	71,808			71,808

(₹ in hundreds)				
31st March 2023	year	1-5 years	>5 years	Total
Borrowings	1,066,233			1,066,233
Other Financial Liabilities	71,808			71,808



(iii) Market risk

Market risk is the risk of loss of future earnings, fair value or future cash flows that may result from a change in the price of a financial instrument. The value of a financial instrument may change as a result of changes in the interest rates, foreign currency exchange rates, commodity prices, equity prices and other market changes that effect market risk sensitive instruments. Market risk is attributable to all market risk sensitive financial instruments including investments and deposits, foreign currency receivables, payables and borrowings. The goal of market risk management is optimization of profit and controlling the exposure to market risk within acceptable limits.

(a) Currency risk

Foreign currency risk is the risk impact related to fair value or future cash flows of an exposure in foreign currency, which fluctuate due to changes in foreign exchange rates. The Company's exposure to the risk of changes in foreign exchange rates relates primarily to the import of raw materials and spare parts, and exports of finished

Exposure to currency risk

The company is not exposed to any currency risk.

(b) Interest rate risk

Interest rate risk is the risk that the fair value or future cash flows of a financial instrument will fluctuate because of changes in market interest rates. The Company exposure to the risk of changes in market interest rates related primarily to the Company's short term borrowing with floating interest rates. The Company constantly monitors the credit markets and rebalances its financing strategies to achieve an optimal maturity profile and financing cost.

Exposure to interest rate risk

The interest rate profile of the Company's interest bearing financial instruments at the end of the reporting period are as follows:

(₹ in hundreds)

Particulars	31/03/2024	31/03/2023
Fixed Rate Instruments		
Loans	636,677	325,583
Borrowings	1,159,655	1,066,233
	1,796,332	1,391,816

Sensitivity analysis

Fixed rate instruments that are carried at amortised cost are not subject to interest rate risk for the purpose of sensitive analysis.

Cash flow sensitivity analysis for variable rate instruments

The company does not have variable rate instruments. So the company is not exposed to interest rate risks.

c) Equity price risks

The Company's exposure to equity securities price risk arises from movement in market price of related securities classified either as fair value through OCI or as fair value through profit and loss. The Company manages the price risk through diversified portfolio.

28 Capital Management (Ind AS 1)

The fundamental goals of capital management are to :

- safeguard their ability to continue as a going concern so that they can continue to provide returns for shareholders and benefits for other stakeholders, and
- maintain an optimal capital structure to reduce the cost of capital.

The Board of Directors has the primary responsibility to maintain a strong capital base and reduce the cost of capital through prudent management of deployed funds and leveraging opportunities in domestic and international financial markets so as to maintain investor, creditor and market confidence and to sustain future development of For the purpose of Company's capital management, capital includes issued capital and all other equity reserves. The Company manages its capital structure in light of changes in the economic and regulatory environment and the requirements of the financial covenants. The Company applied the same capital risk management strategy that was applied in the previous period.



29. The total comprehensive income has been attributed to the owner of the Company and to the non-controlling interest even if this results in the non-controlling interest having deficit balance. Hence, the non-controlling interest are restated and reclassified as per the requirements of Ind-AS.

Name of the entity	As at 31-03-2024		As at 31-03-2023	
	Net Assets (Total Assets - Total Liabilities)		Net Assets (Total Assets - Total Liabilities)	
	As % of Consolidated Net Assets	Amount (₹ in hundreds)	As % of Consolidated Net Assets	Amount (₹ in hundreds)
Parent:				
Kanoria Securities & Financial Services Ltd	(683.33)	(38,171)	186.19	(96,022)
Subsidiaries:				
Indian				
Agash Finance & Properties Ltd	783.33	43,757	(86.19)	44,450
Minority Interests in subsidiary :				
Indian				
Agash Finance & Properties Ltd	-	-	-	-
Total	100.00	5,586	100.00	(51,572)

Name of the entity	As at 31-03-2024		As at 31-03-2023	
	Share in Profit or loss		Share in Profit or loss	
	As % of Consolidated Profit or loss	Amount (₹ in hundreds)	As % of Consolidated Profit or loss	Amount (₹ in hundreds)
Parent:				
Kanoria Securities & Financial Services Ltd	98.91	(62,900)	97.27	(21,759)
Subsidiaries:				
Indian				
Agash Finance & Properties Ltd	1.09	(693)	2.73	(611)
Minority Interests in subsidiary :				
Indian				
Agash Finance & Properties Ltd	-	-	-	-
Total	100.00	(63,593)	100.00	(22,370)

Name of the entity	As at 31-03-2024		As at 31-03-2023	
	Income		Income	
	As % of Consolidated Profit or loss	Amount (₹ in hundreds)	As % of Consolidated Profit or loss	Amount (₹ in hundreds)
Parent:				
Kanoria Securities & Financial Services Ltd	100.00	120,396	100.00	(77,162)
Subsidiaries:				
Indian				
Agash Finance & Properties Ltd	-	-	-	-
Minority Interests in subsidiary :				
Indian				
Agash Finance & Properties Ltd	-	-	-	-
Total	100.00	120,396	100.00	(77,162)


Name of the entity	As at 31-03-2024		As at 31-03-2023	
	Income		Income	
	As % of Consolidated Profit or loss	Amount (₹ in hundreds)	As % of Consolidated Profit or loss	Amount (₹ in hundreds)
Parent:				
Kanoria Securities & Financial Services Ltd	101.22	57,496	99.39	(98,921)
Subsidiaries:				
Indian				
Agash Finance & Properties Ltd	(1.22)	(693)	0.61	(611)
Minority Interests in subsidiary :				
Indian				
Agash Finance & Properties Ltd	-	-	-	-
Total	100.00	56,803	100.00	(99,532)



30. Previous year's figures have been reworked, regrouped, rearranged and reclassified wherever considered necessary to conform to this year's classification. Accordingly, amounts and other disclosures for the preceding years are included as an integral part of the current year Financial Statements and are to be read in relation to amounts and other disclosures relating to the current year.

PARTICULARS AS PER NBFC DIRECTION ANNEXED

As per our Report of even date.
For S. B. DANDEKER & CO.
CHARTERED ACCOUNTANTS
F.R.N: 301009E




(KEDARASHISH BAPAT)
PARTNER
Membership No. 057903




Place : Kolkata
Dated: 30th May, 2024
UDIN: 24057903BJZWDM4764

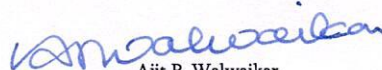
For and on behalf of the Board



Rajeev Agarwal
Director
DIN: 00337332



A K Goenka
Whole Time Director
DIN: 00312823



Ajit P. Walwaikar
Company Secretary